



INCORPORATED

Price Schedule
PL13-D
— EFFECTIVE JANUARY 1, 2013 —

Glaro Full Line Price List



Manufacturers of Distinctive Products for Hotels, Institutions & Public Places Since 1945



GLARO-PRODUCTS.COM

PO Box 1657, Matthews, North Carolina 28106

QUICK SHIP →

Toll Free: 888-512-1850

Tel: 832-476-4560

Fax: 631-240-9698

Email: Sales@Glaro-Products.com

Web: www.Glaro-Products.com

Glaro Metal & Designer Powder Coat Finishes

ALL METAL FINISHES

For Indoor / Outdoor Use.



Satin Aluminum



Satin Brass

SATIN ALUMINUM (SA)

Aluminum, surface ground, fine satin polished with a high temperature clear bake powder coating. For Indoor / Outdoor Use.

SATIN BRASS (BE)

A tarnish proof brass tinted epoxy based finish, is baked on over satin aluminum. For Indoor/Outdoor Use.

For Indoor Use Only



Mirror Brass



Mirror Chrome

MIRROR CHROME (MC)

Mirror polished, chrome plated steel. For indoor use. **Only available on select items.**

MIRROR BRASS (MB)

Mirror polished brass plated steel with a lacquer coating. For indoor use. **Only available on select items.**

Not All Finishes are Available on All Products.

DESIGNER POWDER COAT FINISHES

High Temperature Baked Powder Coating available in 29 Designer Colors.

TEXTURED

For Indoor / Outdoor Use.



Bronze Vein



Silver Vein



Nickel



Copper Vein



Blue Marble



Desert Stone



Silver Metallic



Granite



Pewter



Green Marble



Light Bronze



Aged Copper

SMOOTH

For Indoor / Outdoor Use.



Gloss Brass



Hunter Green



Statuary Bronze



Gloss Chrome



Burgundy



Espresso Brown



Satin Black



High Gloss Black



Safety Yellow




Slate Grey




Midnight Blue



Terra Cotta



Gray



Sand



White



Taupe




Copper Bronze

Bellman Cart & Platform Truck Deck Coverings

SIGNATURE, PREMIUM & DELUXE BELLMAN CARTS, CONDO CARTS & PLATFORM TRUCKS - DECK COVERINGS:



VALUE & VALUE MAX BELLMAN CARTS, CONDO CARTS & PLATFORM TRUCKS - DECK COVERINGS:



NOTE: The printed colors shown may vary from the actual colors. Real color samples are available upon request.

GLARO PRODUCTS, Inc. • Phone: 888-512-1850 • Email: Sales@Glaro-Products.com • Web: www.glaro-products.com



Table of Contents

Bellman Carts Glaro Glider

Signature Bellman Carts	4
Premium Ball Crown Bellman Carts	4
Premium Bellman Carts	4
Premium High Roller Bellman Carts	4
Condo Carts with Removable Shelves	5
Deluxe Bellman Carts	5
Deluxe Platform Trucks	5
Value Bellman	6
Value-Plus Bellman Carts	6
Value-Max Bellman Carts	6
Platform Trucks	6

Coat Hanging Solutions

Wall Mounted Coat Racks	28
Hangers, Solid Aluminum	28, 29
Value Wall Mounted Coat Racks	29
Value Wall Mounted Shelving	29
Wardrobe Racks	30
Coat Trees	30
Coat Hooks	30

Crowd Control Systems

Extenda-Barrier™ with Retractable Strap

Extenda-Barrier™ 7 Foot Retractable Strap Posts	20
Extenda-Barrier™ 13 Foot Retractable Strap Posts	20
Extenda-Barrier™ Strap Colors	21, 22
Extenda-Barrier™ Wall Units	21
Extenda-Barrier™ Deluxe Sign Frames	21
Extenda-Barrier™ "Insta-Change" Sign Frames	21
Extenda-Barrier™ Economical Sign Holders	21
Strap Messages and Logos	21, 22
Custom Engraved Rigid Sign Panels	21, 23, 25
Value Extenda-Barrier™ 7 Foot Retractable Strap Posts	22
Value Extenda-Barrier™ 13 Foot Retractable Strap Posts	22
Value Extenda-Barrier™ Wall Units	22
Value Extenda-Barrier™ Sign Frames	22
Value Extenda-Barrier™ "Insta-Change" Sign Frames	22
Value Extenda-Barrier™ Economical Sign Holders	22

Rail Systems

Portable Elite Rail - Modular Posts and Rails	26
---	----

Safety Crowd Control Systems

Extenda-Barrier™ and Traditional Posts	24
Loop Crown Posts	24
Safety Sign Frames, Holders & Sign Panels	24, 25
Safety Pre-Printed Sign Panels	25

Traditional Posts and Rope

Deluxe Traditional Posts	23
Deluxe Sign Frames for Traditional Posts	23
Deluxe "Insta-Change" Sign Frames for Traditional Posts	23
Deluxe Sign Holder for Traditional Posts	23
Value Traditional Posts	23
Value Sign Frames for Traditional Posts	23
Value "Insta-Change" Sign Frames for Traditional Posts	23
Value Sign Holder for Traditional Posts	23
Rope and Chain with Snap-Ends for Traditional Posts	24

Drop Boxes

Floor, Wall and Counter Drop Boxes	30
--	----

Finishes, Metal and Powder Coat

Deck Coverings for Bellman Carts & Platform Trucks	2
--	---

Planters

.....	30
-------	----

Platform Trucks	5, 6
-----------------------	------

Receptacles

Ash & Ash/Trash Receptacles

Deluxe Smoker's Post	7
Value Smoker's Post	7
Value-Max Smoker's Post	7
Satin Aluminum Ash/Trash Receptacles	7
Satin Brass Ash/Trash Receptacles	8
Banded Aluminum & Brass Ash/Trash Receptacles	8
Designer Color Ash/Trash Receptacles	9
Banded Designer Color Ash/Trash Receptacles	9
Outdoor, Canopy Top Ash/Trash Receptacles	10
Half Round Ash/Trash Receptacles	10
Wall Mounted Ash/Trash Receptacles	10, 19

Recycling Receptacles - RecyclePro

Single Purpose, RecyclePro 1 Receptacles	12
Dual Purpose, RecyclePro 2 Receptacles	13
Triple Purpose, RecyclePro 3 Receptacles	14
Value Single Purpose, RecyclePro Receptacles	15
Value Connected, RecyclePro Recycling Stations	16
Poly Liner Bags	15
Value Connected, RecyclePro Recycling Stations w/Sign Post	17
Half Round, RecyclePro Receptacles	18
Value Half Round, RecyclePro Receptacles	18
Wall Mounted Receptacles	18
Open Top, RecyclePro Receptacles	18, 19
Dual Purpose, Open Top RecyclePro Receptacles	19

Smoker's Posts - Floor Standing, Wall Mounted, Table Top

Deluxe Smoker's Post	7
Value Smoker's Post	7
Value-Max Smoker's Post	7

Wastebaskets & Open Top Receptacles

Wastebaskets	19
Open Top Receptacles	19

Waste Receptacles

Satin Aluminum Waste Receptacles, New Yorker Series	7
Satin Brass Waste Receptacles, Atlantis Series	8
Banded Aluminum & Brass Waste Receptacles, Capri Series	8
Designer Color Waste Receptacles, Mount Everest Series	9
Banded Designer Waste Receptacles, Monte Carlo Series	9, 10
Open Top Receptacles	19
Outdoor Waste Receptacles, Canopy Top Series	10
Half Round Waste Receptacles, Profile Series	10, 11
Value Waste Receptacles	11
Poly Liner Bags	15
Wall Mounted Waste Receptacles	10, 19

Sign Frames, Sign Panels, Directories

Directories

Changeable Letter Directories	28
Changeable White Plastic Letters	28
Storage Box for Changeable White Plastic Letters	28

Sign Frames

Deluxe Sign Frames	27
Deluxe "Insta-Change" Sign Frames	27
Scroll Sign Frames	27
Multi Purpose Tilted Displays	27
Plexi Windows, Backing Panels & Inserts	26, 27
Wipe Off Displays	27

Sign Panels

Custom Engraved Rigid Sign Panels	21, 23, 25
Stock and Custom Printed Sign Panels	25

Umbrella Master Stands & Bag Holders

Umbrella Stands	20
Wet Umbrella Bag Holders	20

Glaro Glider Bellman Carts

Signature Bellman Carts



Item	Description	Standard 8" Wheels	No. of Wheels	Hanger Bar	Ht	Overall Lnth	Wd	Wt	All Satin Aluminum (SA)	Satin Brass (BE) Designer Finishes (*)
SIGNATURE BELLMAN CARTS, 2" Diameter Tubing										
8868	Ball Crown 6 Wheel Bellman Cart	Pneumatic	6	1	78"	49½"	25"	130 lbs	\$2,482.00	\$2,636.00
8848	Ball Crown 4 Wheel Bellman Cart	Pneumatic	4	1	78"	49½"	25"	115 lbs	\$2,349.00	\$2,548.00
8860	Ball Crown 6 Wheel Bellman Cart	Pneumatic	6	1	78"	41½"	25"	119 lbs	\$2,405.00	\$2,559.00
8840	Ball Crown 4 Wheel Bellman Cart	Pneumatic	4	1	78"	41½"	25"	104 lbs	\$2,327.00	\$2,482.00

OPTIONS

Vinyl Deck Covering - Coin Design** (Specify Black BK or Gray GR) VL-48 for 48" Decks - \$90.00, VL-40 for 40" Decks - \$80.00										
CR2	Removable Side Containment Rails - Set of 4							2 lbs	\$128.00	\$128.00
SRW4	Optional Solid Rubber Wheels - Set of 4								N/C	N/C
SRW6	Optional Solid Rubber Wheels - Set of 6								N/C	N/C

Locking Wheels are also available, please inquire.

*Specify Designer Finish When Ordering.

To Order Please Specify: 1) Item Number, 2) Frame Finish Code, 3) Carpet Color/Deck Finish Code, 4) Black (BK) or Grey (GR) Wheels and Bumper
Available Carpet Colors: (BY) Burgundy, (BK) Black, (GR) Gray, (BN) Brown, (BL) Blue, (HG) Green, (BG) Beige

**Refer to Deck Covering, Finish/Color Chart on page 2.

Premium Ball Crown Bellman Carts



Item	Description	Standard 8" Wheels	No. of Wheels	Hanger Bar	Ht	Overall Lnth	Wd	Wt	All Satin Aluminum (SA)	Satin Brass (BE) Designer Finishes (*)
PREMIUM BELLMAN CARTS, 1½" Diameter Tubing										
7668	Ball Crown 6 Wheel Bellman Cart	Pneumatic	6	1	79"	49½"	25"	123 lbs	\$2,317.00	\$2,471.00
7649	Ball Crown 4 Wheel Bellman Cart	Pneumatic	4	1	79"	49½"	25"	108 lbs	\$2,239.00	\$2,393.00
7660	Ball Crown 6 Wheel Bellman Cart	Pneumatic	6	1	79"	41½"	25"	112 lbs	\$2,251.00	\$2,405.00
7640	Ball Crown 4 Wheel Bellman Cart	Pneumatic	4	1	79"	41½"	25"	97 lbs	\$2,173.00	\$2,327.00
7635	Ball Crown 4 Wheel Bellman Cart	Pneumatic	4	1	79"	36"	25"	90 lbs	\$2,096.00	\$2,229.00

OPTIONS

Vinyl Deck Covering - Coin Design** (Specify Black BK or Gray GR) VL-48 for 48" Decks - \$90.00, VL-40 for 40" Decks - \$80.00, VL-35 for 35" Decks - \$70.00										
CR2	Removable Side Containment Rails - Set of 4							2 lbs	\$128.00	\$128.00
SRW4	Optional Solid Rubber Wheels - Set of 4								N/C	N/C
SRW6	Optional Solid Rubber Wheels - Set of 6								N/C	N/C

Locking Wheels are also available, please inquire.

*Specify Designer Finish When Ordering.

To Order Please Specify: 1) Item Number, 2) Frame Finish Code, 3) Carpet Color/Deck Finish Code, 4) Black (BK) or Grey (GR) Wheels and Bumper
Available Carpet Colors: (BY) Burgundy, (BK) Black, (GR) Gray, (BN) Brown, (BL) Blue, (HG) Green, (BG) Beige

**Refer to Deck Covering, Finish/Color Chart on page 2.

Premium Bellman Carts



Item	Description	Standard 8" Wheels	No. of Wheels	Clothes Hooks	Ht	Overall Lnth	Wd	Wt	All Satin Aluminum (SA)	Satin Brass (BE) Designer Finishes (*)
PREMIUM BELLMAN CARTS, 1½" Diameter Tubing										
6600	Premium 6 Wheel Bellman Cart	Pneumatic	6	8	71"	49½"	25"	112 lbs	\$2,550.00	\$2,717.00
5500	Premium 4 Wheel Bellman Cart	Pneumatic	4	8	71"	41½"	25"	94 lbs	\$1,889.00	\$2,062.00
5560	Premium 6 Wheel Bellman Cart	Pneumatic	6	8	71"	41½"	25"	109 lbs	\$2,015.00	\$2,188.00

OPTIONS

Vinyl Deck Covering - Coin Design** (Specify Black BK or Gray GR) VL-48 for 48" Decks - \$90.00, VL-40 for 40" Decks - \$80.00										
CR2	Removable Side Containment Rails - Set of 4							2 lbs	\$128.00	\$128.00
SRW4	Optional Solid Rubber Wheels - Set of 4								N/C	N/C
SRW6	Optional Solid Rubber Wheels - Set of 6								N/C	N/C

Locking Wheels are also available, please inquire.

*Specify Designer Finish When Ordering.

To Order Please Specify: 1) Item Number, 2) Frame Finish Code, 3) Carpet Color/Deck Finish Code, 4) Black (BK) or Grey (GR) Wheels and Bumper
Available Carpet Colors: (BY) Burgundy, (BK) Black, (GR) Gray, (BN) Brown, (BL) Blue, (HG) Green, (BG) Beige

**Refer to Deck Covering, Finish/Color Chart on page 2.

Premium High Roller Bellman Carts



Item	Description	Standard 8" Wheels	No. of Wheels	Clothes Hooks	Ht	Overall Lnth	Wd	Wt	All Satin Aluminum (SA)	Satin Brass (BE) Designer Finishes (*)
HIGH ROLLER BELLMAN CARTS, 1½" Diameter Tubing										
7648	High Roller 6 Wheel Bellman Cart	Solid Rubber	6	8	75"	49½"	25"	118 lbs	\$2,622.00	\$2,787.00
7448	High Roller 4 Wheel Bellman Cart	Solid Rubber	4	8	75"	49½"	25"	94 lbs	\$1,990.00	\$2,161.00
7460	High Roller 6 Wheel Bellman Cart	Solid Rubber	6	8	75"	41½"	25"	104 lbs	\$2,004.00	\$2,175.00
7440	High Roller 4 Wheel Bellman Cart	Solid Rubber	4	8	75"	41½"	25"	89 lbs	\$1,920.00	\$2,091.00

OPTIONS

Vinyl Deck Covering - Coin Design** (Specify Black BK or Gray GR) VL-48 for 48" Decks - \$90.00, VL-40 for 40" Decks - \$80.00										
CR2	Removable Side Containment Rails - Set of 4							2 lbs	\$ 128.00	\$ 128.00
PW4	Pneumatic Wheels Upgrade - Set of 4								\$ 75.00	\$ 75.00
PW6	Pneumatic Wheels Upgrade - Set of 6								\$ 114.00	\$ 114.00

Locking Wheels are also available, please inquire.

*Specify Designer Finish When Ordering.

To Order Please Specify: 1) Item Number, 2) Frame Finish Code, 3) Carpet Color/Deck Finish Code, 4) Black (BK) or Grey (GR) Wheels and Bumper
Available Carpet Colors: (BY) Burgundy, (BK) Black, (GR) Gray, (BN) Brown, (BL) Blue, (HG) Green, (BG) Beige

**Refer to Deck Covering, Finish/Color Chart on page 2.

Bellman Carts

Condo Carts with Removable Shelves



Item	Description	Standard 8" Wheels	No. of Wheels	Clothes Hooks	No. of Shelves	Ht	Overall Lnth	Wd	Wt	All Satin Aluminum (SA)	Satin Brass (BE) Designer Finishes (*)
HIGH ROLLER CONDO CARTS, 1 1/2" Diameter Tubing											
6648	6 Wheel Condo Cart	Solid Rubber	6	8	2	75"	48 1/2"	25"	142 lbs	\$3,209.00	\$3,374.00
6448	4 Wheel Condo Cart	Solid Rubber	4	8	2	75"	48 1/2"	25"	129 lbs	\$2,577.00	\$2,748.00
6461	6 Wheel Condo Cart	Solid Rubber	6	8	2	75"	40 1/2"	25"	139 lbs	\$2,569.00	\$2,740.00
6440	4 Wheel Condo Cart	Solid Rubber	4	8	2	75"	40 1/2"	25"	124 lbs	\$2,485.00	\$2,656.00

Item	Description	Standard 8" Wheels	No. of Wheels	Clothes Hooks	No. of Shelves	Ht	Overall Lnth	Wd	Wt	All Satin Aluminum (SA)	Satin Brass (BE) Designer Finishes (*)
VALUE CONDO CARTS, 1" Diameter Tubing											
5648	6 Wheel Condo Cart	Solid Rubber	6	2	1	71"	48 1/2"	25"	104 lbs	\$1,639.00	\$1,849.00
5448	4 Wheel Condo Cart	Solid Rubber	4	2	1	71"	48 1/2"	25"	95 lbs	\$1,519.00	\$1,584.00
5460	6 Wheel Condo Cart	Solid Rubber	6	2	1	71"	40 1/2"	25"	101 lbs	\$1,512.00	\$1,578.00
5440	4 Wheel Condo Cart	Solid Rubber	4	2	1	71"	40 1/2"	25"	86 lbs	\$1,423.00	\$1,488.00

Item	Description	All Satin Aluminum (SA)	Satin Brass (BE) Designer Finishes (*)
OPTIONS			
PW4	Pneumatic Wheels Upgrade - Set of 4	\$ 75.00	\$ 75.00
PW6	Pneumatic Wheels Upgrade - Set of 6	\$ 115.00	\$ 115.00
VLHRC-40**	Vinyl Deck Upgrade for 40" High Roller Condo Cart (Specify Black or Gray)	\$ 240.00	\$ 240.00
VLHRC-48**	Vinyl Deck Upgrade for 48" High Roller Condo Cart (Specify Black or Gray)	\$ 270.00	\$ 270.00
VLVC-40**	Vinyl Deck Upgrade for 40" Value Condo Cart (Specify Black or Gray)	\$ 160.00	\$ 160.00
VLVC-48**	Vinyl Deck Upgrade for 48" Value Condo Cart (Specify Black or Gray)	\$ 180.00	\$ 180.00

Locking Wheels are also available, please inquire. *Specify Designer Finish When Ordering.
To Order Please Specify: 1) Item Number, 2) Frame Finish Code, 3) Carpet Color/Deck Finish Code, 4) Black (BK) or Grey (GR) Wheels and Bumper
 Available Carpet Colors: (BY) Burgundy, (BK) Black, (GR) Gray, (BN) Brown, (BL) Blue, (HG) Green
****Refer to Deck Covering, Finish/Color Chart on page 2.**

Deluxe Bellman & Platform Trucks



Item	Description	Standard 8" Wheels	No. of Wheels	Ht	Overall Lnth	Wd	Wt	All Satin Aluminum (SA)	Satin Brass (BE) Designer Finishes (*)
DELUXE BELLMAN CARTS, 1 1/2" Diameter Tubing									
6560	Deluxe 6 Wheel Bellman Cart	Solid Rubber	6	71"	49 1/2"	25"	118 lbs	\$1,957.00	\$2,128.00
6500	Deluxe 4 Wheel Bellman Cart	Solid Rubber	4	71"	49 1/2"	25"	103 lbs	\$1,873.00	\$2,044.00
6460	Deluxe 6 Wheel Bellman Cart	Solid Rubber	6	71"	41 1/2"	25"	104 lbs	\$1,886.00	\$2,059.00
6400	Deluxe 4 Wheel Bellman Cart	Solid Rubber	4	71"	41 1/2"	25"	89 lbs	\$1,802.00	\$1,975.00
6435	Deluxe 4 Wheel Bellman Cart	Solid Rubber	4	71"	36"	25"	77 lbs	\$1,754.00	\$1,880.00

Item	Description	Standard 8" Wheels	No. of Wheels	Ht	Overall Lnth	Wd	Wt	All Satin Aluminum (SA)	Satin Brass (BE) Designer Finishes (*)
DELUXE PLATFORM TRUCKS, 1 1/2" Diameter Tubing									
6300	Platform Truck, 1 Handle, 1 Support	Solid Rubber	4	42"	55"	25"	84 lbs	\$1,664.00	\$1,802.00
6301	Platform Truck, 1 Handle, 1 Support	Solid Rubber	4	42"	47"	25"	79 lbs	\$1,577.00	\$1,690.00
6302	Platform Truck, 2 Handle	Solid Rubber	4	42"	60"	25"	85 lbs	\$1,664.00	\$1,802.00
6304	Platform Truck, 2 Handle	Solid Rubber	4	42"	52"	25"	82 lbs	\$1,577.00	\$1,690.00

Item	Description	All Satin Aluminum (SA)	Satin Brass (BE) Designer Finishes (*)
OPTIONS			
Vinyl Deck Covering - Coin Design** (Specify Black BK or Gray GR) VL-48 for 48" Decks - \$90.00, VL-40 for 40" Decks - \$80.00, VL-35 for 35" Decks - \$70.00			
CR2	Removable Side Containment Rails - Set of 4	2 lbs \$ 128.00	\$ 128.00
PW4	Pneumatic Wheels Upgrade - Set of 4	\$ 75.00	\$ 75.00
PW6	Pneumatic Wheels Upgrade - Set of 6	\$ 114.00	\$ 114.00

Locking Wheels are also available, please inquire. *Specify Designer Color Finish When Ordering.
To Order Please Specify: 1) Item Number, 2) Frame Finish Code, 3) Carpet Color/Deck Finish Code, 4) Black (BK) or Grey (GR) Wheels and Bumper
 Available Carpet Colors: (BY) Burgundy, (BK) Black, (GR) Gray, (BN) Brown, (BL) Blue, (HG) Green, (BG) Beige
****Refer to Deck Covering, Finish/Color Chart on page 2.**

Deluxe Bellman Carts



Item	Description	Standard 8" Wheels	No. of Wheels	Hanger Bar	Ht	Overall Lnth	Wd	Wt	All Satin Aluminum (SA)	Satin Brass (BE) Designer Finishes (*)
DELUXE BELLMAN CARTS, 1 1/2" Diameter Tubing										
3368	Deluxe 6 Wheel Bellman Cart	Solid Rubber	6	1	73"	48 1/2"	25"	115 lbs	\$1,880.00	\$2,027.00
3348	Deluxe 4 Wheel Bellman Cart	Solid Rubber	4	1	73"	48 1/2"	25"	100 lbs	\$1,807.00	\$1,954.00
3360	Deluxe 6 Wheel Bellman Cart	Solid Rubber	6	1	73"	40 1/2"	25"	109 lbs	\$1,828.00	\$1,975.00
3340	Deluxe 4 Wheel Bellman Cart	Solid Rubber	4	1	73"	40 1/2"	25"	94 lbs	\$1,744.00	\$1,891.00
3335	Deluxe 4 Wheel Bellman Cart	Solid Rubber	4	1	73"	35"	25"	89 lbs	\$1,681.00	\$1,828.00

Item	Description	All Satin Aluminum (SA)	Satin Brass (BE) Designer Finishes (*)
OPTIONS			
Vinyl Deck Covering - Coin Design** (Specify Black BK or Gray GR) VL-48 for 48" Decks - \$90.00, VL-40 for 40" Decks - \$80.00, VL-35 for 35" Decks - \$70.00			
CR2	Removable Side Containment Rails - Set of 4	2 lbs \$ 128.00	\$ 128.00
PW4	Pneumatic Wheels Upgrade - Set of 4	\$ 75.00	\$ 75.00
PW6	Pneumatic Wheels Upgrade - Set of 6	\$ 114.00	\$ 114.00

Locking Wheels are also available, please inquire. *Specify Designer Color Finish When Ordering.
To Order Please Specify: 1) Item Number, 2) Frame Finish Code, 3) Carpet Color/Deck Finish Code, 4) Black (BK) or Grey (GR) Wheels and Bumper
 Available Carpet Colors: (BY) Burgundy, (BK) Black, (GR) Gray, (BN) Brown, (BL) Blue, (HG) Green, (BG) Beige
****Refer to Deck Covering, Finish/Color Chart on page 2.**

Bellman Carts

Value-Plus Bellman Carts



Item	Description	Standard 8" Wheels	No. of Wheels	Hanger Bar	Ht	Overall Lnth	Wd	Wt	All Satin Aluminum (SA)	Satin Brass (BE) Designer Finishes (*)
VALUE-PLUS BELLMAN CARTS, 1" Diameter Tubing										
5168	Value-Plus 6 Wheel Bellman Cart	Solid Rubber	6	1	75"	48½"	25"	94 lbs	\$1,430.00	\$1,533.00
5148	Value-Plus 4 Wheel Bellman Cart	Solid Rubber	4	1	75"	48½"	25"	81 lbs	\$1,351.00	\$1,419.00
5160	Value-Plus 6 Wheel Bellman Cart	Solid Rubber	6	1	75"	40½"	25"	85 lbs	\$1,363.00	\$1,464.00
5140	Value-Plus 4 Wheel Bellman Cart	Solid Rubber	4	1	75"	40½"	25"	72 lbs	\$1,282.00	\$1,385.00
5135	Value-Plus 4 Wheel Bellman Cart	Solid Rubber	4	1	75"	35"	25"	67 lbs	\$1,203.00	\$1,306.00

OPTIONS

Vinyl Deck Covering - Coin Design** (Specify Black BK or Gray GR) VL-48 for 48" Decks - \$90.00, VL-40 for 40" Decks - \$80.00, VL-35 for 35" Decks - \$70.00										
CR2	Removable Side Containment Rails - Set of 4							2 lbs	\$ 128.00	\$ 128.00
PW4	Pneumatic Wheels Upgrade - Set of 4								\$ 75.00	\$ 75.00
PW6	Pneumatic Wheels Upgrade - Set of 6								\$ 114.00	\$ 114.00

Locking Wheels are also available, please inquire. *Specify Designer Finish When Ordering.

Value-Max Bellman Carts



Item	Description	Standard 8" Wheels	No. of Wheels	Hanger Bar	Ht	Overall Lnth	Wd	Wt	All Satin Aluminum (SA)	Satin Brass (BE) Designer Finishes (*)
VALUE-MAX BELLMAN CARTS, 1" Diameter Tubing										
3140	Value-Max 4 Wheel Bellman Cart	Solid Rubber	4	1	73"	40½"	25"	64 lbs	\$ 897.00	\$ 956.00
3135	Value-Max 4 Wheel Bellman Cart	Solid Rubber	4	1	73"	35"	25"	60 lbs	\$ 833.00	\$ 884.00

OPTIONS

Vinyl Deck Covering - Coin Design** (Specify Black BK or Gray GR) VL-40 for 40" Decks - \$80.00, VL-35 for 35" Decks - \$70.00										
CR3	Removable Value Cart Side Containment Rails - Set of 4							2 lbs	\$ 77.00	\$ 77.00
PW4	Pneumatic Wheels Upgrade - Set of 4								\$ 75.00	\$ 75.00

Locking Wheels are also available, please inquire. *Specify Designer Finish When Ordering.

Value Bellman Carts



Item	Description	Standard 8" Wheels	No. of Clothes Wheels Hooks	Ht	Overall Lnth	Wd	Wt	All Satin Aluminum (SA)	Satin Brass (BE) Designer Finishes (*)	
VALUE BELLMAN CARTS, 1" Diameter Tubing										
6149	Value 6 Wheel Bellman Cart	Solid Rubber	6	2	71"	48½"	25"	93 lbs	\$1,196.00	\$1,264.00
6148	Value 4 Wheel Bellman Cart	Solid Rubber	4	2	71"	48½"	25"	80 lbs	\$1,135.00	\$1,203.00
6160	Value 6 Wheel Bellman Cart	Solid Rubber	6	2	71"	40½"	25"	91 lbs	\$1,136.00	\$1,203.00
6140	Value 4 Wheel Bellman Cart	Solid Rubber	4	2	71"	40½"	25"	76 lbs	\$1,046.00	\$1,113.00
6135	Value 4 Wheel Bellman Cart	Solid Rubber	4	2	71"	35"	25"	73 lbs	\$ 978.00	\$1,046.00


OPTIONS

Vinyl Deck Covering - Coin Design** (Specify Black BK or Gray GR) VL-48 for 48" Decks - \$90.00, VL-40 for 40" Decks - \$80.00, VL-35 for 35" Decks - \$70.00										
CR3	Removable Value Cart Side Containment Rails - Set of 4							2 lbs	\$ 77.00	\$ 77.00
PW4	Pneumatic Wheels Upgrade - Set of 4								\$ 75.00	\$ 75.00
PW6	Pneumatic Wheels Upgrade - Set of 6								\$ 114.00	\$ 114.00

Locking Wheels are also available, please inquire. *Specify Designer Finish When Ordering.

Platform Trucks

Platform Trucks & Platform Carts - With Deck Coverings of: Vinyl, Aluminum, Steel or Carpet



Item	Description	Ht	Lnth	Wd	Deck Ht From Floor	Wt (lbs)	Coin Design Vinyl Deck Black (VL-BK)** Gray (VL-GR)**	Satin Aluminum Deck (SA)**	Steel Deck Silver Vein (ST-SV)** Black (ST-BK)**	Carpeted Deck (Specify Color) (CR)**
VALUE PLATFORM TRUCKS - 1½" Satin Aluminum Tubing & Accents with Four 8" Solid Rubber Wheels										
6235SA	Value Platform Truck / 1 Handle	42"	35"	24"	11.5"	73	\$609.00	\$609.00	\$546.00	\$546.00
6240SA	Value Platform Truck / 1 Handle	42"	40"	24"	11.5"	78	\$651.00	\$651.00	\$578.00	\$578.00
6248SA	Value Platform Truck / 1 Handle	42"	48"	24"	11.5"	88	\$714.00	\$714.00	\$641.00	\$641.00
6260SA	Value Platform Truck / 1 Handle	42"	60"	24"	11.5"	103	\$798.00	\$798.00	\$725.00	\$725.00
6235-2SA	Value Platform Truck / 2 Handles	42"	35"	24"	11.5"	79	\$756.00	\$756.00	\$672.00	\$672.00
6240-2SA	Value Platform Truck / 2 Handles	42"	40"	24"	11.5"	84	\$798.00	\$798.00	\$725.00	\$725.00
6248-2SA	Value Platform Truck / 2 Handles	42"	48"	24"	11.5"	94	\$861.00	\$861.00	\$788.00	\$788.00
6260-2SA	Value Platform Truck / 2 Handles	42"	60"	24"	11.5"	109	\$945.00	\$945.00	\$872.00	\$872.00
DELUXE PLATFORM TRUCKS - 1½" Satin Aluminum Tubing & Accents with Four 8" Solid Rubber Wheels										
6300SA	Deluxe Platform Truck / 1 Handle, 1 Support	42"	55"	24"	11.5"	84	—	—	—	\$1,664.00
6301SA	Deluxe Platform Truck / 1 Handle, 1 Support	42"	47"	24"	11.5"	79	—	—	—	\$1,577.00
6302SA	Deluxe Platform Truck / 2 Handles	42"	60"	24"	11.5"	85	—	—	—	\$1,664.00
6304SA	Deluxe Platform Truck / 2 Handles	42"	52"	24"	11.5"	82	—	—	—	\$1,577.00

OPTIONS

W6PW	6 Pneumatic Wheel Performance Upgrade	Additional to Price Above								\$140.00	
W6SR	6 Solid Rubber Wheel Performance Upgrade	Additional to Price Above								\$90.00	
PW4	4 Pneumatic Wheel Upgrade	Additional to Price Above								\$75.00	
CR3	Removable Side Containment Rails - Set of 4	2 Handle Value Models Only								2	\$77.00

NOTE: 6 Wheel upgrade W6PW or W6SR is recommended for 60" Platform Trucks

To Order Please Specify:

- Item Number, 2) Frame Finish Code (where applicable), 3) Carpet Color or Deck Finish Code, 4) Black (BK) or Grey (GR) Wheels and Bumper
- Available Carpet Colors: (BY) Burgundy, (BK) Black, (GR) Gray, (BN) Brown, (BL) Blue, (HG) Green
- **Refer to Deck Covering, Finish/Color Chart on page 2.

Smoker's Posts

Smoker's Post - Ash Receptacles



Item	Description	Dia.	Ht.	Wt.	Base	Satin: Aluminum (SA)	Satin Brass (BE) Designer Colors (*)
DELUXE CIGARETTE DISPOSAL UNITS							
4400	Wall Mount	3 1/2"	8"	3 lbs	-	\$109.00	\$121.00
4401	Wall Mount	3 1/2"	12"	3 lbs	-	\$134.00	\$148.00
4402	Wall Mount	3 1/2"	24"	4 lbs	-	\$170.00	\$188.00
4403	Floor Standing	3 1/2"	42"	28 lbs	14"	\$299.00	\$332.00
4404	In-Ground Mount	3 1/2"	42"	8 lbs	4"	\$264.00	\$293.00
4405	Table Top	3 1/2"	8"	2 lbs	4 3/4"	\$ 98.00	\$108.00
4406	Surface Mount	3 1/2"	42"	7 lbs	4"	\$264.00	\$293.00
SC44	Wall Model Security Cable			1 lb		\$ 40.00	\$ 40.00

Item	Description	Dia.	Ht.	Wt.	Base	Satin: Aluminum (SA) Black (BK)	Satin Brass (BE)	Designer Colors (*)
VALUE-MAX CIGARETTE DISPOSAL UNITS								
2401	Wall Mount	3"	12"	1 lbs	-	\$ 81.00	\$ 94.00	\$103.00
2402	Wall Mount	3"	24"	2 lbs	-	\$107.00	\$120.00	\$131.00
2403	Floor Standing	3"	43 1/2"	26 lbs	11.5"	\$174.00	\$201.00	\$219.00
2403ABS	Floor Standing	3"	43 1/2"	26 lbs	14"	\$279.00	\$279.00	\$304.00
2404	In-Ground Mount	3"	43 1/2"	7 lbs	4"	\$174.00	\$201.00	\$219.00
2406	Surface Mount	3"	43 1/2"	6 lbs	4"	\$174.00	\$201.00	\$219.00
2408	Floor Standing	3"	42 1/2"	9 lbs	11.5"	\$148.00	\$174.00	\$190.00

* Specify Designer Color Finish Code from page 2 when ordering.

Waste Receptacles

The "New Yorker" Satin Aluminum Collection



Item	Description	Dia	Ht	Wt	Cap	Opening	Price
WASTE RECEPTACLES - All Satin Aluminum							
S1230SA	Dome Top, Self Closing	12"	30"	20 lbs	8 Gal	6"	\$371.00
S1530SA	Dome Top, Self Closing	15"	30"	24 lbs	12 Gal	7"	\$495.00
S1536SA	Dome Top, Self Closing	15"	36"	27 lbs	16 Gal	7"	\$548.00
T1230SA	Open Dome Top	12"	30"	20 lbs	8 Gal	6"	\$344.00
T1530 SA	Open Dome Top	15"	30"	24 lbs	12 Gal	7"	\$475.00
T1536SA	Open Dome Top	15"	36"	27 lbs	16 Gal	7"	\$520.00
F1232SA	Funnel Top	12"	32"	20 lbs	12 Gal	7"	\$316.00
F1533SA	Funnel Top	15"	33"	27 lbs	16 Gal	9"	\$469.00
F2035SA	Funnel Top	20"	35"	42 lbs	33 Gal	12"	\$656.00
F924SA	Funnel Top	9"	23"	11 lbs	6 Gal	7"	\$297.00
TA1232SA	Tip Action Top	12"	32"	20 lbs	12 Gal	7"	\$384.00
TA1533SA	Tip Action Top	15"	33"	28 lbs	16 Gal	9"	\$562.00
TA2035SA	Tip Action Top	20"	35"	42 lbs	33 Gal	12"	\$775.00
C1566SA	Flat Top	15"	31"	25 lbs	10 Gal	6"x10"	\$521.00
C2066SA	Flat Top	20"	31"	40 lbs	17 Gal	6"x10"	\$650.00
H1201SA	Canopy Top	12"	39"	22 lbs	12 Gal	7	\$443.00
H1501SA	Canopy Top	15"	39"	26 lbs	16 Gal	9"	\$610.00
H2001SA	Canopy Top	20"	42"	35 lbs	33 Gal	14"	\$827.00
ASH / TRASH and ASH RECEPTACLES - All Satin Aluminum							
192SA	Sand Cover Ash / Trash	9"	23"	9 lbs	3 Gal	6"	\$270.00
F192SA	Funnel Top Ash / Trash	9"	23"	10 lbs	3 Gal	6"	\$301.00
C1231SA	Sand Cover Ash / Trash	12"	31"	20 lbs	6 Gal	6"x10"	\$449.00
C1531SA	Sand Cover Ash / Trash	15"	31"	25 lbs	10 Gal	6"x10"	\$552.00
C2031SA	Sand Cover Ash / Trash	20"	31"	40 lbs	17 Gal	6"x10"	\$695.00
H1202SA	Canopy Top Ash / Trash	12"	39"	22 lbs	12 Gal	7	\$500.00
H1502SA	Canopy Top Ash / Trash	15"	39"	30 lbs	16 Gal	9"	\$669.00
H2002SA	Canopy Top Ash / Trash	20"	42"	45 lbs	33 Gal	14"	\$885.00
D1533SA	Donut Top Ash / Trash	15"	33"	27 lbs	16 Gal	5"	\$514.00
D2035SA	Donut Top Ash / Trash	20"	35"	42 lbs	33 Gal	8"	\$701.00
923SA	Sand Cover Urn	9"	23"	6 lbs			\$220.00
F923SA	Funnel Cover Urn	9"	23"	9 lbs	3 Gal		\$273.00
523SA	Funnel Cover Urn	5"	23"	15 lbs			\$218.00
4403SA	Smoker's Post / Floor	3 1/2"	42"	28 lbs			\$299.00
WASTEBASKETS - All Satin Aluminum							
66SA	Wastebasket	10"	15"	6 lbs			\$90.00
65SA	Wastebasket	9"	14"	5 lbs			\$69.00
922SA	Wastebasket	9"	23"	6 lbs			\$157.00
PLANTERS - See Page 30 for Complete Series							
CUSTOM SILK SCREEN IMPRINTING							
SLKSCRN-R	New Screen Set-Up Charge, Per Color						\$269.00
SLKSCRN-AP-R	Application Charge Per Receptacle, Per Color						\$ 21.00

Waste Receptacles

The "Atlantis" Satin Brass Collection



Item	Description	Dia	Ht	Wt	Cap	Opening	Price	
WASTE RECEPTACLES - All Weather Satin Brass								
S1230BE	Dome Top, Self Closing	12"	30"	20 lbs	8 Gal	6"	\$412.00	
S1530BE	Dome Top, Self Closing	15"	30"	24 lbs	12 Gal	7"	\$518.00	
S1536BE	Dome Top, Self Closing	15"	36"	27 lbs	16 Gal	7"	\$584.00	
T1230BE	Open Dome Top	12"	30"	20 lbs	8 Gal	6"	\$379.00	
T1530 BE	Open Dome Top	15"	30"	24 lbs	12 Gal	7"	\$511.00	
T1536BE	Open Dome Top	15"	36"	27 lbs	16 Gal	7"	\$562.00	
F1232BE	Funnel Top	12"	32"	20 lbs	12 Gal	7"	\$361.00	
F1533BE	Funnel Top	15"	33"	27 lbs	16 Gal	9"	\$502.00	
F2035BE	Funnel Top	20"	35"	42 lbs	33 Gal	12"	\$709.00	
F924BE	Funnel Top	9"	23"	11 lbs	6 Gal	7"	\$320.00	
TA1232BE	Tip Action Top	12"	32"	20 lbs	12 Gal	7"	\$425.00	
TA1533BE	Tip Action Top	15"	33"	28 lbs	16 Gal	9"	\$583.00	
TA2035BE	Tip Action Top	20"	35"	42 lbs	33 Gal	12"	\$807.00	
C1566BE	Flat Top	15"	31"	25 lbs	10 Gal	6"x10"	\$630.00	
C2066BE	Flat Top	20"	31"	40 lbs	17 Gal	6"x10"	\$768.00	
H1201BE	Canopy Top	12"	39"	22 lbs	12 Gal	7	\$486.00	
H1501BE	Canopy Top	15"	39"	26 lbs	16 Gal	9"	\$660.00	
H2001BE	Canopy Top	20"	42"	35 lbs	33 Gal	14"	\$885.00	
ASH / TRASH and ASH RECEPTACLES - All Weather Satin Brass								
192BE	Sand Cover Ash / Trash	9"	23"	9 lbs	3 Gal	6"	\$284.00	
F192BE	Funnel Top Ash / Trash	9"	23"	10 lbs	3 Gal	6"	\$316.00	
C1260BE	Sand Cover Ash / Trash	12"	31"	20 lbs	6 Gal	6"x10"	\$483.00	
C1560BE	Sand Cover Ash / Trash	15"	31"	25 lbs	10 Gal	6"x10"	\$678.00	
C2060BE	Sand Cover Ash / Trash	20"	31"	40 lbs	17 Gal	6"x10"	\$811.00	
H1202BE	Canopy Top Ash / Trash	12"	39"	22 lbs	12 Gal	7	\$542.00	
H1502BE	Canopy Top Ash / Trash	15"	39"	30 lbs	16 Gal	9"	\$719.00	
H2002BE	Canopy Top Ash / Trash	20"	42"	45 lbs	33 Gal	14"	\$941.00	
D1533BE	Donut Top Ash / Trash	15"	33"	27 lbs	16 Gal	5"	\$545.00	
D2035BE	Donut Top Ash / Trash	20"	35"	42 lbs	33 Gal	8"	\$752.00	
923BE	Sand Cover Urn	9"	23"	6 lbs			\$256.00	
F923BE	Funnel Cover Urn	9"	23"	9 lbs	3 Gal		\$310.00	
523BE	Funnel Cover Urn	5"	23"	15 lbs			\$240.00	
4403BE	Smoker's Post / Floor	3 1/2"	42"	28 lbs			\$332.00	
WASTEBASKETS - All Weather Satin Brass								
66BE	Wastebasket	10"	15"	6 lbs			\$100.00	
65BE	Wastebasket	9"	14"	5 lbs			\$79.00	
922BE	Wastebasket	9"	23"	6 lbs			\$166.00	
PLANTERS - See Page 30 for Complete Series								
CUSTOM SILK SCREEN IMPRINTING								
SLKSCRN-R	New Screen Set-Up Charge, Per Color							\$269.00
SLKSCRN-AP-R	Application Charge Per Receptacle, Per Color							\$ 21.00

The "Capri" Banded Collection



Satin Aluminum with Satin Brass Bands	Satin Brass with Satin Aluminum Bands	Description	Dia	Ht	Wt	Cap	Opening	Price
SATIN ALUMINUM with SATIN BRASS BANDS								
SATIN BRASS with SATIN ALUMINUM BANDS								
WASTE RECEPTACLES - Banded, Satin Finish Collection								
S1234SA	S1234BE	Dome Top, Self Closing	12"	30"	20 lbs	8 Gal	6"	\$487.00
S1534SA	S1534BE	Dome Top, Self Closing	15"	36"	27 lbs	16 Gal	7"	\$704.00
T1234SA	T1234BE	Open Dome Top	12"	30"	20 lbs	8 Gal	6"	\$457.00
T1534SA	T1534BE	Open Dome Top	15"	36"	27 lbs	16 Gal	7"	\$676.00
TA1234SA	TA1234BE	Tip Action Top	12"	32"	20 lbs	12 Gal	7"	\$503.00
TA1534SA	TA1534BE	Tip Action Top	15"	34"	28 lbs	16 Gal	9"	\$694.00
TA2034SA	TA2034BE	Tip Action Top	20"	36"	42 lbs	33 Gal	12"	\$932.00
F1234SA	F1234BE	Funnel Top	12"	32"	20 lbs	12 Gal	7"	\$435.00
F1534SA	F1534BE	Funnel Top	15"	34"	28 lbs	16 Gal	9"	\$621.00
F2034SA	F2034BE	Funnel Top	20"	36"	42 lbs	33 Gal	12"	\$858.00
ASH / TRASH RECEPTACLES - Banded, Satin Finish Collection								
194SA	194BE	Sand Cover	9"	23"	9 lbs	3 Gal	6"	\$405.00
F194SA	F194BE	Funnel Cover	9"	23"	11 lbs	3 Gal	6"	\$434.00
D1534SA	D1534BE	Donut Top	15"	34"	28 lbs	16 Gal	5"	\$667.00
D2034SA	D2034BE	Donut Top	20"	36"	42 lbs	33 Gal	8"	\$901.00

Waste Receptacles

The "Mount Everest" Designer Finish Collection



DESIGNER POWDER COAT FINISH RECEPTACLES

Satin Aluminum Covers	Satin Brass Covers	Matching Designer Covers	Description	Dia	Ht	Wt	Cap	Opening	Price
WASTE RECEPTACLES - Designer Finish									
S1230*	S1241*	S1251*	Dome Top Self Closing	12"	30"	24 lbs	8 Gal	6"	\$299.00
S1530*	S1540*	S1550*	Dome Top Self Closing	15"	30"	27 lbs	12 Gal	7"	\$401.00
S1536*	S1541*	S1551*	Dome Top Self Closing	15"	36"	30 lbs	16 Gal	7"	\$440.00
T1230*	T1241*	T1251*	Open Dome Top	12"	30"	24 lbs	8 Gal	6"	\$271.00
T1530*	T1540*	T1550*	Open Dome Top	15"	30"	27 lbs	12 Gal	7"	\$362.00
T1536*	T1541*	T1551*	Open Dome Top	15"	36"	30 lbs	16 Gal	7"	\$405.00
F1232*	F1241*	F1251*	Funnel Top	12"	32"	24 lbs	12 Gal	7"	\$269.00
F1533*	F1541*	F1551*	Funnel Top	15"	33"	33 lbs	16 Gal	9"	\$413.00
F2035*	F2041*	F2051*	Funnel Top	20"	35"	48 lbs	33 Gal	12"	\$542.00
F924*	F931*	F951*	Funnel Top	9"	23"	15 lbs	6 Gal	7"	\$208.00
TA1232*	TA1241*	TA1251*	Tip Action Self Closing	12"	32"	24 lbs	12 Gal	7"	\$336.00
TA1533*	TA1541*	TA1551*	Tip Action Self Closing	15"	33"	33 lbs	16 Gal	9"	\$503.00
TA2035*	TA2041*	TA2051*	Tip Action Self Closing	20"	35"	48 lbs	33 Gal	12"	\$648.00
C1566*	C1541*	C1551*	Flat Top	15"	31"	30 lbs	10 Gal	6"x10"	\$545.00
C2066*	C2041*	C2051*	Flat Top	20"	31"	48 lbs	17 Gal	6"x10"	\$580.00

CANOPY TOPS - See pages 10 for Complete Series

ASH / TRASH and ASH RECEPTACLES - Designer Finish

C1231*	C1260*	C1251*	Sand Cover Ash / Trash	12"	31"	24 lbs	6 Gal	6"x10"	\$426.00
C1531*	C1560*	C1561*	Sand Cover Ash / Trash	15"	31"	30 lbs	10 Gal	6"x10"	\$531.00
C2031*	C2060*	C2061*	Sand Cover Ash / Trash	20"	31"	48 lbs	17 Gal	6"x10"	\$580.00
D1533*	D1541*	D1551*	Donut Top Ash/Trash	15"	33"	33 lbs	16 Gal	5"	\$456.00
D2035*	D2041*	D2051*	Donut Top Ash/Trash	20"	35"	48 lbs	33 Gal	8"	\$586.00
192*	141*	151*	Sand Cover Ash / Trash	9"	23"	11 lbs	3 Gal	6"	\$212.00
F192*	F141*	F151*	Funnel Top Ash / Trash	9"	23"	13 lbs	3 Gal	6"	\$250.00
923*	941*	951*	Sand Cover Urn	9"	23"	8 lbs			\$149.00
F923*	F941*	F961*	Funnel Cover Urn	9"	23"	11 lbs	3 Gal		\$186.00
523*	541*	551*	Funnel Cover Urn	5"	23"	16 lbs			\$184.00
—	—	4403*	Smoker's Post/Floor	3½"	42"	28 lbs			\$332.00

WASTEBASKETS - Designer Finish

—	—	66*	Wastebasket	10"	15"	6 lbs	5 Gal	10"	\$100.00
—	—	65*	Wastebasket	9"	14"	5 lbs	4 Gal	9"	\$ 79.00
—	—	922*	Wastebasket	9"	23"	8 lbs	7 Gal	9"	\$180.00

PLANTERS - See page 30 for Complete Series

* Specify Designer Color Finish Code from page 2 when ordering.

CUSTOM SILK SCREEN IMPRINTING

SLKSCRN-R	New Screen Set-Up Charge, Per Color	\$269.00
SLKSCRN-AP-R	Application Charge Per Receptacle, Per Color	\$ 21.00

The "Monte Carlo" Banded, Designer Collection



DESIGNER POWDER COAT FINISH WITH SATIN ALUMINUM OR SATIN BRASS COVERS & BANDS

Satin Brass Bands/Covers	Satin Aluminum Bands/Covers	Description	Dia	Ht	Wt	Cap	Opening	Price
WASTE RECEPTACLES - Banded, Designer Finish Collection								
S1255*	S1256*	Dome Top, Self Closing	12"	30"	24 lbs	8 Gal	6"	\$414.00
S1555*	S1556*	Dome Top, Self Closing	15"	36"	30 lbs	16 Gal	7"	\$587.00
T1255*	T1256*	Open Dome Top	12"	30"	24 lbs	8 Gal	6"	\$387.00
T1555*	T1556*	Open Dome Top	15"	36"	30 lbs	16 Gal	7"	\$558.00
TA1255*	TA1256*	Tip Action Top	12"	32"	24 lbs	12 Gal	7"	\$451.00
TA1555*	TA1556*	Tip Action Top	15"	34"	33 lbs	16 Gal	9"	\$656.00
TA2055*	TA2056*	Tip Action Top	20"	36"	48 lbs	33 Gal	12"	\$833.00
F1255*	F1256*	Funnel Top	12"	32"	24 lbs	12 Gal	7"	\$383.00
F1555*	F1556*	Funnel Top	15"	34"	33 lbs	16 Gal	9"	\$552.00
F2055*	F2056*	Funnel Top	20"	36"	48 lbs	33 Gal	12"	\$715.00

ASH / TRASH RECEPTACLES - Banded, Designer Finish Collection

1955*	1956*	Sand Cover	9"	23"	13 lbs	3 Gal	6"	\$302.00
F1955*	F1956*	Funnel Cover	9"	23"	13 lbs	3 Gal	6"	\$349.00
D1555*	D1556*	Donut Top	15"	34"	33 lbs	16 Gal	5"	\$596.00
D2055*	D2056*	Donut Top	20"	36"	48 lbs	33 Gal	8"	\$759.00

* Specify Designer Color Finish Code from page 2 when ordering.

Waste Receptacles

The "Canopy Top" WasteMaster™ Collection



Item	Dia.	Ht.	Wt.	Cap.	Trash Opening	Satin Aluminum (SA)	Satin Brass (BE)	Designer Colors (*)
CANOPY TOP WASTEMASTERS®								
H1201	12"	39"	24 lbs	12 gal	7"	\$443.00	\$486.00	\$394.00
H1501	15"	39"	33 lbs	16 gal	9"	\$610.00	\$660.00	\$554.00
H2001	20"	42"	48 lbs	33 gal	14"	\$827.00	\$885.00	\$712.00
CANOPY TOP ASH / TRASH WASTEMASTERS® with Built-in Funnel Top Cigarette Receptacle								
H1202	12"	39"	24 lbs	12 gal	7"	\$500.00	\$542.00	\$452.00
H1502	15"	39"	33 lbs	16 gal	9"	\$669.00	\$719.00	\$610.00
H2002	20"	42"	48 lbs	33 gal	14"	\$885.00	\$941.00	\$770.00
CANOPY TOP ASH / TRASH WASTEMASTERS® with Sand Tray								
H1203	12"	39"	24 lbs	6 gal	6" x 10"	\$554.00	\$596.00	\$534.00
H1503	15"	39"	33 lbs	10 gal	6" x 10"	\$673.00	\$725.00	\$651.00
H2003	20"	42"	48 lbs	17 gal	6" x 10"	\$839.00	\$894.00	\$722.00

WHEN ORDERING DESIGNER COLORS, SPECIFY: Cover Finish: Satin Aluminum (SA), Satin Brass (BE) or Matching Designer Color ().

* Specify Designer Color Finish Code from page 2 when ordering.

CUSTOM SILK SCREEN IMPRINTING

SLKSCRN-R	New Screen Set-Up Charge, Per Color	\$269.00
SLKSCRN-AP-R	Application Charge Per Receptacle, Per Color	\$ 21.00

Half Round "Profile" Receptacle Collection



Item	Ht.	Width	Depth	Cap.	Wt.	Description	Optional Poly Bags	Satin Aluminum (SA)	Satin Brass (BE)	Designer Color (*)
HALF ROUND "PROFILE" RECEPTACLES WITH HINGED LIDS AND STEEL INNER LINER										
1891	30"	18"	9"	14 gal	24 lbs	5½" x 12" Half Round Opening on Hinged Cover	LB15	\$371.00	\$411.00	\$274.00
1892	30"	18"	9"	14 gal	24 lbs	5½" Diameter Round Opening on Hinged Cover	LB15	\$371.00	\$411.00	\$274.00
1893	30"	18"	9"	6 gal	24 lbs	5" x 10" Side Opening with Hinged Cover	LB15	\$371.00	\$411.00	\$274.00
1895	30"	18"	9"	14 gal	24 lbs	No Opening with Hinged Cover Only	LB15	\$346.00	\$384.00	\$249.00

TO ORDER, SPECIFY: 1) Item number, 2) Finish of body, 3) Finish of cover



Item	Ht.	Width	Depth	Cap.	Wt.	Description	Optional Poly Bags	Satin Aluminum (SA)	Satin Brass (BE)	Designer Color (*)
ASH/TRASH HALF ROUND "PROFILE" RECEPTACLES WITH HINGED LIDS AND STEEL INNER LINER										
1894	30"	18"	9"	6 gal	24 lbs	Self Contained Funnel Top Ash Tray with 5" x 10" Side Opening	LB15	\$435.00	\$486.00	\$338.00

TO ORDER, SPECIFY: 1) Item number, 2) Finish of body, 3) Finish of cover



Item	Ht.	Width	Depth	Cap.	Wt.	Description	Optional Poly Bags	Satin Aluminum (SA)	Satin Brass (BE)	Designer Color (*)
OPEN TOP HALF ROUND "PROFILE" RECEPTACLES, NO LID AND NO INNER LINER										
1896	30"	18"	9"	16 gal	13 lbs	Open Top Receptacle No Cover or Liner	LB15	\$258.00	\$293.00	\$169.00

TO ORDER, SPECIFY: 1) Item number, 2) Finish of body



Item	Ht.	Width	Depth	Wt.	Description	Satin Black (BK)
OPTIONAL WALL MOUNTING BRACKET FOR ALL HALF ROUND "PROFILE" RECEPTACLES						
WM189	6"	17½"	¾"	3"	Price is for Mounting Brackets only. Order the receptacle of your choice as shown above.	\$ 48.00

TO ORDER, SPECIFY: Item number: (WM189)



Item	Ht.	Width	Depth	Wt.	Description	Satin Aluminum (SA)	Satin Brass (BE)
OPTIONAL DECORATIVE BANDS FOR ALL HALF ROUND "PROFILE" RECEPTACLES							
B189					Price is for Decorative Bands only. Order the receptacle of your choice as shown above.	\$ 60.00	\$ 60.00

TO ORDER, SPECIFY: 1) Item number of any unit above 2) Finish of body, 3) Finish of cover & bands.

* Specify Designer Color Finish Code from page 2 when ordering.

Value Waste Receptacles

The "Value" WasteMaster™ Collection (Inner Liner Can is Not Included)



Item #	Ht.	Width	Depth	Cap.	Wt.	Description	Optional Poly Bags	Satin Aluminum (SA)	Satin Brass (BE)	Designer Color (*)
VALUE HALF ROUND "PROFILE" RECEPTACLES WITH HINGED LIDS: (INNER LINER CAN IS NOT INCLUDED)										
EXTRA WIDE LIP ON COVER TO CONCEAL TOP OF POLY BAG										
1891V	30"	18"	9"	16 gal	16 lbs	5½" x 12" Half Round Opening on Hinged Cover	LB15	\$338.00	\$377.00	\$241.00
1892V	30"	18"	9"	16 gal	16 lbs	5½" Diameter Round Opening on Hinged Cover	LB15	\$338.00	\$377.00	\$241.00
1895V	30"	18"	9"	16 gal	16 lbs	No Opening with Hinged Cover Only	LB15	\$313.00	\$351.00	\$216.00

TO ORDER, SPECIFY: 1) Item number, 2) Finish of body, 3) Finish of cover
 * Specify Designer Color Finish Code from page 2 when ordering.
 Optional Wall Mounting Brackets are Available on Previous Page.



Item	Description	Dia. (In.)	Ht. (In.)	Capacity (Gal.)	Actual Wt. (lbs)	Trash Opening	Recommended Optional Poly bags	Optional Galvanized Steel Liner	Satin Aluminum (SA)	Gloss: Brass (GB) Chrome (GC)	Designer color (*)
VALUE WASTE RECEPTACLES: (INNER LINER CAN IS NOT INCLUDED)											
EXTRA WIDE LIP ON COVER TO CONCEAL TOP OF POLY BAG											
S1237	Dome Top with Self Closing Flap	12	30	15	12	6"	LB12	SLC12	\$276.00	\$215.00	\$215.00
S1537	Dome Top with Self Closing Flap	15	36	23	16	7"	LB15	SLC15	\$379.00	\$297.00	\$297.00
T1237	Open Dome Top	12	30	15	12	6"	LB12	SLC12	\$255.00	\$194.00	\$194.00
T1537	Open Dome Top	15	36	23	16	7"	LB15	SLC15	\$341.00	\$259.00	\$259.00
F1237	Funnel Top	12	30	15	12	7"	LB12	SLC12	\$213.00	\$152.00	\$152.00
F1537	Funnel Top	15	30	23	16	9"	LB15	SLC15	\$299.00	\$217.00	\$217.00
F2037	Funnel Top	20	31	41	28	14"	LB20	SLC20	\$400.00	\$301.00	\$301.00
TA1237	Tip Action Top	12	30	15	12	7"	LB12	SLC12	\$276.00	\$215.00	\$215.00
TA1537	Tip Action Top	15	30	23	16	9"	LB15	SLC15	\$372.00	\$290.00	\$290.00
TA2037	Tip Action Top	20	31	41	28	14"	LB20	SLC20	\$484.00	\$385.00	\$385.00

TO ORDER, SPECIFY: 1) Item number, 2) Finish of body, 3) Finish of cover
 * Specify Designer Color Finish Code from page 2 when ordering.



Item	Description	Actual Wt. (lbs.)	Price
OPTIONAL GALVANIZED STEEL INNER LINER CANS			
SLC12	Steel Liner for each individual 12" receptacle	8	\$ 78.00
SLC15	Steel Liner for each individual 15" receptacle	9	\$102.00
SLC20	Steel Liner for each individual 20" receptacle	13	\$155.00
SLC18	Steel Liner for Half Round Models: 1891V, 1892V & 1895V	10	\$ 78.00



Item	Dia.(In.)	Description	Price
OPTIONAL DECORATIVE BANDS FOR THE VALUE WASTE RECEPTACLES			
DB12	12	Set of 3 Optional Decorative Bands for 12" Value Receptacles	\$ 64.00
DB15	15	Set of 3 Optional Decorative Bands for 15" Value Receptacles	\$ 74.00
DB20	20	Set of 3 Optional Decorative Bands for 20" Value Receptacles	\$ 85.00
B189		Set of 2 Optional Decorative Bands for Half Round Value Receptacles	\$ 60.00

Specify: Satin Aluminum (SA) or Satin Brass (BE)



Item	Dia.(In.)	Description	Price
OPTIONAL CANOPY TOPS FOR THE VALUE WASTE RECEPTACLES (Finish of Canopy top will match the cover)			
CP12	12	Optional Canopy Top for 12" Value Receptacles	\$ 74.00
CP15	15	Optional Canopy Top for 15" Value Receptacles	\$ 85.00
CP20	20	Optional Canopy Top for 20" Value Receptacles	\$116.00



Item	Size of the bag	Bags Per Case	Wt.	Price	Item	Size of the bag	Bags Per Case	Wt.	Price
CLEAR POLY LINER BAGS (2 MIL THICK) FOR ALL GLARO RECEPTACLES									
LB12-100	18.5" x 36"	100	10	\$ 48.00	LB12-1000	18.5" x 36"	1000	44	\$439.00
LB15-100	23" x 36"	100	12	\$ 54.00	LB15-1000	23" x 36"	1000	50	\$500.00
LB20-100	31" x 36"	100	15	\$ 71.00	LB20-1000	31" x 36"	1000	66	\$653.00


Recycling Receptacles

RecyclePro 1 Single Purpose Receptacles



RECYCLEPRO 1 FOR PAPER WITH SLOT OPENING AND GALVANIZED STEEL LINER


Item	Dia. (In.)	Ht. (In.)	Cap. (Gal.)	Wt. (lbs)	Opening Size	Recommended Optional poly bags	Satin Aluminum (SA)	Satin Brass (BE)	Designer Color (*)
P-1232	12	31	12	24	2½" X 9½"	Use LB12 poly bags	\$331.00	\$378.00	\$282.00
P-1532	15	31	16	33	2" X 12"	Use LB15 poly bags	\$492.00	\$537.00	\$395.00
P-2032	20	31	33	48	2" X 12"	Use LB20 poly bags	\$689.00	\$738.00	\$570.00

Opening Shape Available Messages
 PAPER, NEWSPAPER, MIXED PAPER
 Custom messages are also available, **with or without** the Recycle Logo. Please inquire.



RECYCLEPRO 1 FOR BOTTLES, CANS, ETC., WITH ROUND OPENING AND GALVANIZED STEEL LINER


Item	Dia. (In.)	Ht. (In.)	Cap. (Gal.)	Wt. (lbs)	Opening Size	Recommended Optional poly bags	Satin Aluminum (SA)	Satin Brass (BE)	Designer Color (*)
B-1232	12	31	12	24	5½"	Use LB12 poly bags	\$331.00	\$378.00	\$282.00
B-1532	15	31	16	33	5½"	Use LB15 poly bags	\$492.00	\$537.00	\$395.00
B-2032	20	31	33	48	5½"	Use LB20 poly bags	\$689.00	\$738.00	\$570.00

Opening Shape Available Messages
 CANS, BOTTLES, BOTTLES & CANS, BOTTLES & CANS ONLY, GLASS, PLASTIC
 Custom messages are also available, **with or without** the Recycle Logo. Please inquire.



RECYCLEPRO 1 FOR WASTE, WITH LARGE TRASH OPENING AND GALVANIZED STEEL LINER


Item	Dia. (In.)	Ht. (In.)	Cap. (Gal.)	Wt. (lbs)	Opening Size	Recommended Optional poly bags	Satin Aluminum (SA)	Satin Brass (BE)	Designer Color (*)
W-1232	12	31	12	24	7"	Use LB12 poly bags	\$331.00	\$378.00	\$282.00
W-1532	15	31	16	33	9"	Use LB15 poly bags	\$492.00	\$537.00	\$395.00
W-2032	20	31	33	48	14"	Use LB20 poly bags	\$689.00	\$738.00	\$570.00

Opening Shape Available Messages
 WASTE, TRASH, RECYCLABLES, RECYCLE, MIXED RECYCLING
 Custom messages are also available, **with or without** the Recycle Logo. Please inquire.



RECYCLEPRO 1 FOR MIXED RECYCLABLES, WITH MULTI-PURPOSE OPENING AND GALVANIZED STEEL LINER

Item	Dia. (In.)	Ht. (In.)	Cap. (Gal.)	Wt. (lbs)	Opening Size	Recommended Optional poly bags	Satin Aluminum (SA)	Satin Brass (BE)	Designer Color (*)
M-1232	12	31	12	24	2½" X 9½" w/5½" Center	Use LB12 poly bags	\$331.00	\$378.00	\$282.00
M-1532	15	31	16	33	2" X 12" w/5½" Center	Use LB15 poly bags	\$492.00	\$537.00	\$395.00
M-2032	20	31	33	48	2" X 12" w/5½" Center	Use LB20 poly bags	\$689.00	\$738.00	\$570.00

Opening Shape Available Messages
 BOTTLES CANS PAPER, RECYCLABLES, RECYCLE, MIXED RECYCLING
 Custom messages are also available, **with or without** the Recycle Logo. Please inquire.

TO ORDER, SPECIFY: 1) Item Number, 2) Finish of body, 3) Finish of cover, 4) A message for the front of the receptacle.
 * Specify Designer Color Finish Code from page 2 when ordering.



OPTIONAL CANOPY TOPS FOR OUTDOOR USE ON ABOVE RECEPTACLES

Item	Description	Dia.	Ht.	Wt.	Price: Additional Charge for Canopy Top only
CP-12	Canopy top will be installed to match the finish of the cover	12	11"	3 lbs.	\$74.00
CP-15	Canopy top will be installed to match the finish of the cover	15	12"	5 lbs.	\$85.00
CP-20	Canopy top will be installed to match the finish of the cover	20	16"	8 lbs.	\$116.00





CLEAR POLY LINER BAGS (2 MIL THICK) FOR ALL GLARO RECEPTACLES

Item	Size of the bag	Bags Per Case	Wt.	Price	Item	Size of the bag	Bags Per Case	Wt.	Price
LB12-100	18.5" x 36"	100	10	\$ 48.00	LB12-1000	18.5" x 36"	1000	44	\$439.00
LB15-100	23" x 36"	100	12	\$ 54.00	LB15-1000	23" x 36"	1000	50	\$500.00
LB20-100	31" x 36"	100	15	\$ 71.00	LB20-1000	31" x 36"	1000	66	\$653.00



Recycling Receptacles

RecyclePro 2 Dual Purpose Receptacles



Item	Dia. (In.)	Ht. (In.)	Cap. (Gal.)	Wt. (lbs)	Recommended Optional poly bags	Satin Aluminum (SA)	Satin Brass (BE)	Designer Color (*)
RECYCLEPRO 2 for PAPER, BOTTLES AND CANS etc, WITH GALVANIZED STEEL LINER								
PC-2032	20	31	33	48	Use 2 each LB15 poly bags	\$739.00	\$788.00	\$621.00
Opening Shape	Size of Opening		Available Messages					
	4 7/8" diameter		CANS, BOTTLES, GLASS, PLASTIC					
	2"x12" Slot		PAPER, NEWSPAPER, MIXED PAPER					
Custom messages are also available, with or without the Recycle Logo. Please inquire.								



Item	Dia. (In.)	Ht. (In.)	Cap. (Gal.)	Wt. (lbs)	Recommended Optional poly bags	Satin Aluminum (SA)	Satin Brass (BE)	Designer Color (*)
RECYCLEPRO 2 for BOTTLES AND CANS, GLASS, etc., WITH GALVANIZED STEEL LINER								
BC-2032	20	31	33	48	Use 2 each LB15 poly bags	\$739.00	\$788.00	\$621.00
Opening Shape	Size of Opening		Available Messages					
	4 7/8" diameter		CANS, BOTTLES, GLASS, PLASTIC					
	4 7/8" diameter		CANS, BOTTLES, GLASS, PLASTIC					
Custom messages are also available, with or without the Recycle Logo. Please inquire.								



Item	Dia. (In.)	Ht. (In.)	Cap. (Gal.)	Wt. (lbs)	Recommended Optional poly bags	Satin Aluminum (SA)	Satin Brass (BE)	Designer Color (*)
RECYCLEPRO 2 for MIXED PAPER, CANS and WASTE, WITH GALVANIZED STEEL LINER								
MT-2032	20	31	33	48	Use 2 each LB15 poly bags	\$739.00	\$788.00	\$621.00
Opening Shape	Size of Opening		Available Messages					
	2"x12" Slot/5 1/2" Center		BOTTLES CANS PAPER, RECYCLABLES, RECYCLE, MIXED RECYCLING					
	5 1/2" x 12" Half Round		WASTE, TRASH, RECYCLE, MIXED RECYCLING, RECYCLING					
Custom messages are also available, with or without the Recycle Logo. Please inquire.								



Item	Dia. (In.)	Ht. (In.)	Cap. (Gal.)	Wt. (lbs)	Recommended Optional poly bags	Satin Aluminum (SA)	Satin Brass (BE)	Designer Color (*)
RECYCLEPRO 2 for BOTTLES, CANS, and WASTE, WITH GALVANIZED STEEL LINER								
BW-2032	20	31	33	48	Use 2 each LB15 poly bags	\$739.00	\$788.00	\$621.00
Opening Shape	Size of Opening		Available Messages					
	4 7/8" diameter		CANS, BOTTLES, GLASS, PLASTIC					
	7" diameter		WASTE, TRASH, RECYCLE, MIXED RECYCLING, RECYCLING					
Custom messages are also available, with or without the Recycle Logo. Please inquire.								

TO ORDER, SPECIFY: 1) Catalog number, 2) Finish of body, 3) Finish of cover, 4) A message for each opening.
* Specify Designer Color Finish Code from page 2 when ordering.




Item	Description	Dia.	Price: Additional Charge for Canopy Top only
CP-20	Canopy top will be Installed to match the finish of the cover	20	\$116.00



Item	Size of the bag	Bags Per Case	Wt.	Price	Item	Size of the bag	Bags Per Case	Wt.	Price
CLEAR POLY LINER BAGS (2 MIL THICK) FOR ALL GLARO RECEPTACLES									
LB12-100	18.5" x 36"	100	10	\$ 48.00	LB12-1000	18.5" x 36"	1000	44	\$439.00
LB15-100	23" x 36"	100	12	\$ 54.00	LB15-1000	23" x 36"	1000	50	\$500.00


Recycling Receptacles

RecyclePro 3 Triple Purpose Receptacles




RECYCLEPRO 3 for BOTTLES, CANS and a Slot for PAPER, WITH GALVANIZED STEEL LINER

Item	Dia. (In.)	Ht. (In.)	Cap. (Gal.)	Wt. (lbs)	Recommended Optional poly bags	Satin Aluminum (SA)	Satin Brass (BE)	Designer Color (*)
BCP-20	20	31	33	48	Use 2 each LB12 and 1 each LB15 poly bags	\$788.00	\$833.00	\$676.00


Opening Shape	Size of Opening	Available Messages
	4 7/8" diameter	CANS, BOTTLES, GLASS, PLASTIC
	4 7/8" diameter	CANS, BOTTLES, GLASS, PLASTIC
	2"x12" Slot	PAPER, NEWSPAPER, MIXED PAPER

Custom messages are also available, **with or without** the Recycle Logo. Please inquire.




RECYCLEPRO 3 for BOTTLES, CANS and a Half Round Opening for WASTE, WITH GALVANIZED STEEL LINER

Item	Dia. (In.)	Ht. (In.)	Cap. (Gal.)	Wt. (lbs)	Recommended Optional poly bags	Satin Aluminum (SA)	Satin Brass (BE)	Designer Color (*)
BCT-20	20	31	33	48	Use 2 each LB12 and 1 each LB15 poly bags	\$788.00	\$833.00	\$676.00


Opening Shape	Size of Opening	Available Messages
	4 7/8" diameter	CANS, BOTTLES, GLASS, PLASTIC
	4 7/8" diameter	CANS, BOTTLES, GLASS, PLASTIC
	5 1/2" x 12" Half Round	WASTE, TRASH, RECYCLE, MIXED RECYCLING, RECYCLING

Custom messages are also available, **with or without** the Recycle Logo. Please inquire.




RECYCLEPRO 3 for BOTTLES, CANS, etc., WITH GALVANIZED STEEL LINER

Item	Dia. (In.)	Ht. (In.)	Cap. (Gal.)	Wt. (lbs)	Recommended Optional poly bags	Satin Aluminum (SA)	Satin Brass (BE)	Designer Color (*)
BCB-20	20	31	33	48	Use 3 each LB12 poly bags	\$788.00	\$833.00	\$676.00


Opening Shape	Size of Opening	Available Messages
	4 7/8" diameter	CANS, BOTTLES, GLASS, PLASTIC
	4 7/8" diameter	CANS, BOTTLES, GLASS, PLASTIC
	4 7/8" diameter	CANS, BOTTLES, GLASS, PLASTIC

Custom messages are also available, **with or without** the Recycle Logo. Please inquire.




RECYCLEPRO 3 for BOTTLES, CANS, PAPER and WASTE, WITH GALVANIZED STEEL LINER

Item	Dia. (In.)	Ht. (In.)	Cap. (Gal.)	Wt. (lbs)	Recommended Optional poly bags	Satin Aluminum (SA)	Satin Brass (BE)	Designer Color (*)
BPW-20	20	31	33	48	Use 3 each LB12 poly bags	\$788.00	\$833.00	\$676.00


Opening Shape	Size of Opening	Available Messages
	4 7/8" diameter	CANS, BOTTLES, GLASS, PLASTIC
	7" diameter	WASTE, TRASH, RECYCLE, MIXED RECYCLING, RECYCLING
	2 1/2" x 9 1/2" Slot	PAPER, NEWSPAPER, MIXED PAPER

Custom messages are also available, **with or without** the Recycle Logo. Please inquire.



RECYCLEPRO 3 for BOTTLES, CANS and WASTE, WITH GALVANIZED STEEL LINER

Item	Dia. (In.)	Ht. (In.)	Cap. (Gal.)	Wt. (lbs)	Recommended Optional poly bags	Satin Aluminum (SA)	Satin Brass (BE)	Designer Color (*)
BCW-20	20	31	33	48	Use 2 each LB12 and 1 each LB15 poly bags	\$788.00	\$833.00	\$676.00

Opening Shape	Size of Opening	Available Messages
	4 7/8" diameter	CANS, BOTTLES, GLASS, PLASTIC
	4 7/8" diameter	CANS, BOTTLES, GLASS, PLASTIC
	7" diameter	WASTE, TRASH, RECYCLE, MIXED RECYCLING, RECYCLING

Custom messages are also available, **with or without** the Recycle Logo. Please inquire.

TO ORDER, SPECIFY: 1) Catalog number, 2) Finish of body, 3) Finish of cover, 4) A message for each opening.
* Specify Designer Color Finish Code from page 2 when ordering.



Item	Size of the bag	Bags Per Case	Wt.	Price
CLEAR POLY LINER BAGS (2 MIL THICK) FOR ALL GLARO RECEPTACLES				
LB12-100	18.5" x 36"	100	10	\$ 48.00
LB12-1000	18.5" x 36"	1000	44	\$439.00
LB15-100	23" x 36"	100	12	\$ 54.00
LB15-1000	23" x 36"	1000	50	\$500.00

Recycling Receptacles

RecyclePro Value Single Purpose Receptacles (Inner Liner Can is Not Included)



RECYCLEPRO VALUE SERIES WITH MULTI-PURPOSE OPENING FOR MIXED RECYCLABLES

Item	Dia. (In.)	Ht. (In.)	Cap. (Gal.)	Wt. (lbs)	Opening Shape	Opening Size Center	Opening Size Slot	Optional Poly Bags	Satin Aluminum (SA)	Satin Brass (BE)	Designer Color (*)
M-1242	12	30	15	12	⬭	5½"	2½" x 9½"	LB12	\$264.00	\$298.00	\$215.00
M-1542	15	30	23	15	⬭	5½"	2" x 12"	LB15	\$412.00	\$457.00	\$354.00
M-2042	20	30	41	28	⬭	5½"	2" x 12"	LB20	\$580.00	\$637.00	\$460.00

Available Messages

BOTTLES CANS PAPER, RECYCLABLES, RECYCLE, MIXED RECYCLING



RECYCLEPRO VALUE SERIES WITH SINGLE PURPOSE SLOT FOR PAPER

Item	Dia. (In.)	Ht. (In.)	Cap. (Gal.)	Wt. (lbs)	Opening Shape	Opening Size	Optional Poly Bags	Satin Aluminum (SA)	Satin Brass (BE)	Designer Color (*)
P-1242	12	30	15	12	⬭	2½" x 9½"	LB12	\$264.00	\$298.00	\$215.00
P-1542	15	30	23	15	⬭	2" x 12"	LB15	\$412.00	\$457.00	\$354.00
P-2042	20	30	41	28	⬭	2" x 12"	LB20	\$580.00	\$637.00	\$460.00

Available Messages

PAPER, NEWSPAPERS, MIXED PAPER



RECYCLEPRO VALUE SERIES WITH SINGLE PURPOSE OPENING FOR BOTTLES, CANS, ETC.

Item	Dia. (In.)	Ht. (In.)	Cap. (Gal.)	Wt. (lbs)	Opening Shape	Opening Size	Optional Poly Bags	Satin Aluminum (SA)	Satin Brass (BE)	Designer Color (*)
B-1242	12	30	15	12	●	5½"	LB12	\$264.00	\$298.00	\$215.00
B-1542	15	30	23	15	●	5½"	LB15	\$412.00	\$457.00	\$354.00
B-2042	20	30	41	28	●	5½"	LB20	\$580.00	\$637.00	\$460.00

Available Messages

CANS, BOTTLES, BOTTLES & CANS, BOTTLES & CANS ONLY, GLASS, PLASTIC



RECYCLEPRO VALUE SERIES WITH SINGLE PURPOSE, LARGE OPENING FOR WASTE & TRASH

Item	Dia. (In.)	Ht. (In.)	Cap. (Gal.)	Wt. (lbs)	Opening Shape	Opening Size	Optional Poly Bags	Satin Aluminum (SA)	Satin Brass (BE)	Designer Color (*)
W-1242	12	30	15	12	●	7"	LB12	\$264.00	\$298.00	\$215.00
W-1542	15	30	23	15	●	9"	LB15	\$412.00	\$457.00	\$354.00
W-2042	20	30	41	28	●	14"	LB20	\$580.00	\$637.00	\$460.00

Available Messages

WASTE, TRASH, RECYCLABLES, RECYCLE, MIXED RECYCLING

TO ORDER, SPECIFY: 1) Catalog number, 2) Finish of body, 3) Finish of cover, 4) A message for the front of the receptacle. Any Style Cover can be ordered at no additional charge. Custom messages are also available, with or without the Recycle Logo. Please inquire. * Specify Designer Color Finish Code from page 2 when ordering.

Please note: The individual units above do not include an interior metal liner can. They have been designed to use the special LB Series snug fitting, heavy gauge clear poly bags listed below.

Item	Description	Actual Wt. (lbs.)	Price
OPTIONAL GALVANIZED STEEL INNER LINER CANS			
SLC12	Liner for each individual 12" receptacle	8	\$ 78.00
SLC15	Liner for each individual 15" receptacle	9	\$102.00
SLC20	Liner for each individual 20" receptacle	13	\$155.00



Item	Size of the bag	Bags Per Case	Wt.	Price	Item	Size of the bag	Bags Per Case	Wt.	Price
CLEAR POLY LINER BAGS (2 MIL THICK) FOR ALL GLARO RECEPTACLES									
LB12-100	18.5" x 36"	100	10	\$ 48.00	LB12-1000	18.5" x 36"	1000	44	\$439.00
LB15-100	23" x 36"	100	12	\$ 54.00	LB15-1000	23" x 36"	1000	50	\$500.00
LB20-100	31" x 36"	100	15	\$ 71.00	LB20-1000	31" x 36"	1000	66	\$653.00

Recycling Receptacles

RecyclePro Value Connected Recycling Stations (Inner Liner Can is Not Included)



2X RECYCLEPRO VALUE LINEAR MODULAR UNITS, INCLUDES ALL CONNECTING HARDWARE

Item	Dia. (In.)	Ht. (In.)	Total Cap. (Gal.)	Total Wt. (lbs)	Opening Shape Unit #1	Opening Size Unit #1	Opening Shape Unit #2	Opening Size Unit #2	Optional Poly Bags	Satin Aluminum (SA)	Satin Brass (BE)	Designer Color (*)
1242-2	12	30	30	24	●	5½"	●	7"	LB12	\$560.00	\$628.00	\$462.00
1542-2	15	30	46	46	●	5½"	●	9"	LB15	\$858.00	\$947.00	\$740.00
2042-2	20	30	82	56	●	5½"	●	14"	LB20	\$1195.00	\$1307.00	\$952.00

Available Messages

Unit # 1: CANS, BOTTLES, BOTTLES & CANS, BOTTLES & CANS ONLY, GLASS, PLASTIC
Unit # 2: WASTE, TRASH, RECYCLABLES, RECYCLE, MIXED RECYCLING



3X RECYCLEPRO VALUE LINEAR MODULAR UNITS, INCLUDES ALL CONNECTING HARDWARE

Item	Dia. (In.)	Ht. (In.)	Total Cap. (Gal.)	Total Wt. (lbs)	Opening Shape Unit #1	Opening Size Unit #1	Opening Shape Unit #2	Opening Size Unit #2	Opening Shape Unit #3	Opening Size Unit #3	Optional Poly Bags	Satin Aluminum (SA)	Satin Brass (BE)	Designer Color (*)
1242-3	12	30	45	36	●	5½"	—	2½ x 9½"	●	7"	LB12	\$858.00	\$958.00	\$709.00
1542-3	15	30	69	69	●	5½"	—	2" x 12"	●	9"	LB15	\$1302.00	\$1436.00	\$1127.00
2042-3	20	30	123	84	●	5½"	—	2" x 12"	●	14"	LB20	\$1808.00	\$1976.00	\$1444.00

Available Messages

Unit # 1: CANS, BOTTLES, BOTTLES & CANS, BOTTLES & CANS ONLY, GLASS, PLASTIC
Unit # 2: PAPER, NEWSPAPERS, MIXED PAPER
Unit # 3: WASTE, TRASH, RECYCLABLES, RECYCLE, MIXED RECYCLING



4X RECYCLEPRO VALUE LINEAR MODULAR UNITS, INCLUDES ALL CONNECTING HARDWARE

Item	Dia. (In.)	Ht. (In.)	Total Cap. (Gal.)	Total Wt. (lbs)	Opening Shape Unit #1	Opening Size Unit #1	Opening Shape Unit #2	Opening Size Unit #2	Opening Shape Unit #3	Opening Size Unit #3	Opening Shape Unit #4	Opening Size Unit #4	Optional Poly Bags	Satin Aluminum (SA)	Satin Brass (BE)	Designer Color (*)
1242-4	12	30	60	48	●	5½"	—	2½ x 9½"	●	7"	●	5½"	LB12	\$1154.00	\$1289.00	\$956.00
1542-4	15	30	92	92	●	5½"	—	2" x 12"	●	9"	●	5½"	LB15	\$1747.00	\$1927.00	\$1513.00
2042-4	20	30	164	112	●	5½"	—	2" x 12"	●	14"	●	5½"	LB20	\$2421.00	\$2646.00	\$1936.00

Available Messages

Unit # 1: CANS, BOTTLES, BOTTLES & CANS, BOTTLES & CANS ONLY, GLASS, PLASTIC
Unit # 2: PAPER, NEWSPAPERS, MIXED PAPER
Unit # 3: WASTE, TRASH, RECYCLABLES, RECYCLE, MIXED RECYCLING
Unit # 4: CANS, BOTTLES, BOTTLES & CANS, BOTTLES & CANS ONLY, GLASS, PLASTIC



3X RECYCLEPRO VALUE TRIANGULAR MODULAR UNITS, INCLUDES ALL CONNECTING HARDWARE

Item	Dia. (In.)	Ht. (In.)	Total Cap. (Gal.)	Total Wt. (lbs)	Opening Shape Unit #1	Opening Size Unit #1	Opening Shape Unit #2	Opening Size Unit #2	Opening Shape Unit #3	Opening Size Unit #3	Optional Poly Bags	Satin Aluminum (SA)	Satin Brass (BE)	Designer Color (*)
1242-T	12	30	45	36	●	5½"	—	2½ x 9½"	●	7"	LB12	\$891.00	\$992.00	\$743.00
1542-T	15	30	69	69	●	5½"	—	2" x 12"	●	9"	LB15	\$1336.00	\$1471.00	\$1160.00
2042-T	20	30	123	84	●	5½"	—	2" x 12"	●	14"	LB20	\$1841.00	\$2010.00	\$1477.00

Available Messages

Unit # 1: CANS, BOTTLES, BOTTLES & CANS, BOTTLES & CANS ONLY, GLASS, PLASTIC
Unit # 2: PAPER, NEWSPAPERS, MIXED PAPER
Unit # 3: WASTE, TRASH, RECYCLABLES, RECYCLE, MIXED RECYCLING

TO ORDER, SPECIFY: 1) Catalog number, 2) Finish of body, 3) Finish of cover, 4) A message for the front of each receptacle. Any Style Cover can be ordered at no additional charge. Custom messages are also available, **with or without** the Recycle Logo. Please inquire.

* Specify Designer Color Finish Code from page 2 when ordering.

Please note: The individual units above do not include an interior metal liner can. They have been designed to use the special LB Series snug fitting, heavy gauge clear poly bags listed below.

Item	Description	Actual Wt. (lbs.)	Price
OPTIONAL GALVANIZED STEEL INNER LINER CANS			
SLC12	Liner for each individual 12" receptacle	8	\$ 78.00
SLC15	Liner for each individual 15" receptacle	9	\$102.00
SLC20	Liner for each individual 20" receptacle	13	\$155.00

Item	Size of the bag	Bags Per Case	Wt.	Price	Item	Size of the bag	Bags Per Case	Wt.	Price
CLEAR POLY LINER BAGS (2 MIL THICK) FOR ALL GLARO RECEPTACLES									
LB12-100	18.5" x 36"	100	10	\$ 48.00	LB12-1000	18.5" x 36"	1000	44	\$439.00
LB15-100	23" x 36"	100	12	\$ 54.00	LB15-1000	23" x 36"	1000	50	\$500.00
LB20-100	31" x 36"	100	15	\$ 71.00	LB20-1000	31" x 36"	1000	66	\$653.00



Recycling Receptacles

RecyclePro Value Connected Recycling Stations with 72" Sign Post (Inner Liner Can is Not Included)



2X RECYCLEPRO VALUE LINEAR MODULAR UNITS WITH SIGN POST, INCLUDES ALL CONNECTING HARDWARE

Item	Dia. (In.)	Ht. (In.)	Total Cap. (Gal.)	Total Wt. (lbs)	Opening Shape Unit #1	Opening Size Unit #1	Opening Shape Unit #2	Opening Size Unit #2	Optional Poly Bags	Satin Aluminum (SA)	Satin Brass (BE)	Designer Color (*)
1242-2S	12	30	30	28	●	5½"	●	7"	LB12	\$762.00	\$830.00	\$664.00
1542-2S	15	30	46	50	●	5½"	●	9"	LB15	\$1060.00	\$1150.00	\$942.00
2042-2S	20	30	82	60	●	5½"	●	14"	LB20	\$1397.00	\$1509.00	\$1154.00

Available Messages

Unit # 1: CANS, BOTTLES, BOTTLES & CANS, BOTTLES & CANS ONLY, GLASS, PLASTIC
 Unit # 2: WASTE, TRASH, RECYCLABLES, RECYCLE, MIXED RECYCLING



3X RECYCLEPRO VALUE LINEAR MODULAR UNITS WITH SIGN POST, INCLUDES ALL CONNECTING HARDWARE

Item	Dia. (In.)	Ht. (In.)	Total Cap. (Gal.)	Total Wt. (lbs)	Opening Shape Unit #1	Opening Size Unit #1	Opening Shape Unit #2	Opening Size Unit #2	Opening Shape Unit #3	Opening Size Unit #3	Optional Poly Bags	Satin Aluminum (SA)	Satin Brass (BE)	Designer Color (*)
1242-3S	12	30	45	40	●	5½"	—	2½" x 9½"	●	7"	LB12	\$1026.00	\$1127.00	\$878.00
1542-3S	15	30	69	73	●	5½"	—	2" x 12"	●	9"	LB15	\$1471.00	\$1606.00	\$1295.00
2042-3S	20	30	123	88	●	5½"	—	2" x 12"	●	14"	LB20	\$1976.00	\$2145.00	\$1612.00

Available Messages

Unit # 1: CANS, BOTTLES, BOTTLES & CANS, BOTTLES & CANS ONLY, GLASS, PLASTIC
 Unit # 2: PAPER, NEWSPAPERS, MIXED PAPER
 Unit # 3: WASTE, TRASH, RECYCLABLES, RECYCLE, MIXED RECYCLING



4X RECYCLEPRO VALUE LINEAR MODULAR UNITS WITH SIGN POST, INCLUDES ALL CONNECTING HARDWARE

Item	Dia. (In.)	Ht. (In.)	Total Cap. (Gal.)	Total Wt. (lbs)	Opening Shape Unit #1	Opening Size Unit #1	Opening Shape Unit #2	Opening Size Unit #2	Opening Shape Unit #3	Opening Size Unit #3	Opening Shape Unit #4	Opening Size Unit #4	Optional Poly Bags	Satin Aluminum (SA)	Satin Brass (BE)	Designer Color (*)
1242-4S	12	30	60	52	●	5½"	—	2½" x 9½"	●	7"	●	5½"	LB12	\$1356.00	\$1491.00	\$1158.00
1542-4S	15	30	92	96	●	5½"	—	2" x 12"	●	9"	●	5½"	LB15	\$1949.00	\$2129.00	\$1716.00
2042-4S	20	30	164	116	●	5½"	—	2" x 12"	●	14"	●	5½"	LB20	\$2623.00	\$2848.00	\$2138.00

Available Messages

Unit # 1: CANS, BOTTLES, BOTTLES & CANS, BOTTLES & CANS ONLY, GLASS, PLASTIC
 Unit # 2: PAPER, NEWSPAPERS, MIXED PAPER
 Unit # 3: WASTE, TRASH, RECYCLABLES, RECYCLE, MIXED RECYCLING
 Unit # 4: CANS, BOTTLES, BOTTLES & CANS, BOTTLES & CANS ONLY, GLASS, PLASTIC



3X RECYCLEPRO VALUE TRIANGULAR MODULAR UNITS WITH SIGN POST, INCLUDES CONNECTING HARDWARE

Item	Dia. (In.)	Ht. (In.)	Total Cap. (Gal.)	Total Wt. (lbs)	Opening Shape Unit #1	Opening Size Unit #1	Opening Shape Unit #2	Opening Size Unit #2	Opening Shape Unit #3	Opening Size Unit #3	Optional Poly Bags	Satin Aluminum (SA)	Satin Brass (BE)	Designer Color (*)
1242-TS	12	30	45	40	●	5½"	—	2½" x 9½"	●	7"	LB12	\$1127.00	\$1228.00	\$978.00
1542-TS	15	30	69	73	●	5½"	—	2" x 12"	●	9"	LB15	\$1571.00	\$1706.00	\$1397.00
2042-TS	20	30	123	88	●	5½"	—	2" x 12"	●	14"	LB20	\$2077.00	\$2245.00	\$1714.00

Available Messages

Unit # 1: CANS, BOTTLES, BOTTLES & CANS, BOTTLES & CANS ONLY, GLASS, PLASTIC
 Unit # 2: PAPER, NEWSPAPERS, MIXED PAPER
 Unit # 3: WASTE, TRASH, RECYCLABLES, RECYCLE, MIXED RECYCLING

TO ORDER, SPECIFY: 1) Catalog number, 2) Finish of body, 3) Finish of cover, 4) A message for the front of each receptacle.
 Any Style Cover can be ordered at no additional charge. Custom messages are also available, **with or without** the Recycle Logo. Please inquire.

* Specify Designer Color Finish Code from page 2 when ordering.

Please note: The individual units above do not include an interior metal liner can. They have been designed to use the special LB Series snug fitting, heavy gauge clear poly bags listed below.

Item	Description	Actual Wt. (lbs.)	Price
OPTIONAL GALVANIZED STEEL INNER LINER CANS			
SLC12	Liner for each individual 12" receptacle	8	\$ 78.00
SLC15	Liner for each individual 15" receptacle	9	\$102.00
SLC20	Liner for each individual 20" receptacle	13	\$155.00

Item	Size of the bag	Bags Per Case	Wt.	Price	Item	Size of the bag	Bags Per Case	Wt.	Price
CLEAR POLY LINER BAGS (2 MIL THICK) FOR ALL GLARO RECEPTACLES									
LB12-100	18.5" x 36"	100	10	\$ 48.00	LB12-1000	18.5" x 36"	1000	44	\$439.00
LB15-100	23" x 36"	100	12	\$ 54.00	LB15-1000	23" x 36"	1000	50	\$500.00
LB20-100	31" x 36"	100	15	\$ 71.00	LB20-1000	31" x 36"	1000	66	\$653.00



Recycling Receptacles

RecyclePro Half Round "Profile" Receptacles



Item	Ht. (In.)	Width (In.)	Depth (In.)	Cap. (Gal.)	Wt. (lbs)	Opening Shape	Opening Size Center	Opening Size Slot	Available Messages Recycle Logo Included	Optional Poly Bags	Satin Aluminum (SA)	Satin Brass (BE)	Designer Color (*)
------	-----------	-------------	-------------	-------------	-----------	---------------	---------------------	-------------------	---	--------------------	---------------------	------------------	--------------------

HALF ROUND "PROFILE" RECYCLING RECEPTACLES WITH HINGED LIDS AND STEEL INNER LINER

B1899	30	18	9	14	24	●	4 7/8"		BOTTLES, CANS, GLASS, PLASTIC, RECYCLE, MIXED RECYCLING or LOGO ONLY	LB15	\$410.00	\$460.00	\$313.00
M1899	30	18	9	14	24	●	4 7/8"	2 1/2" x 9 1/2"	MIXED RECYCLING or LOGO ONLY	LB15	\$410.00	\$460.00	\$313.00
P1899	30	18	9	14	24	—		2 1/2" x 9 1/2"	PAPER or LOGO ONLY	LB15	\$410.00	\$460.00	\$313.00
W1899	30	18	9	14	24	●	5 1/2"		WASTE, TRASH or LOGO ONLY	LB15	\$410.00	\$460.00	\$313.00
T1899	30	18	9	14	24	◐	5 1/2" x 12"		WASTE, TRASH or LOGO ONLY	LB15	\$410.00	\$460.00	\$313.00



VALUE HALF ROUND "PROFILE" RECYCLING RECEPTACLES W/ HINGED LIDS, (INNER LINER CAN IS NOT INCLUDED) EXTRA WIDE LIP ON COVER TO CONCEAL TOP OF POLY BAG

B1899V	30	18	9	16	16	●	4 7/8"		BOTTLES, CANS, GLASS, PLASTIC, RECYCLE, MIXED RECYCLING or LOGO ONLY	LB15	\$377.00	\$427.00	\$280.00
M1899V	30	18	9	16	16	●	4 7/8"	2 1/2" x 9 1/2"	MIXED RECYCLING or LOGO ONLY	LB15	\$377.00	\$427.00	\$280.00
P1899V	30	18	9	16	16	—		2 1/2" x 9 1/2"	PAPER or LOGO ONLY	LB15	\$377.00	\$427.00	\$280.00
W1899V	30	18	9	16	16	●	5 1/2"		WASTE, TRASH or LOGO ONLY	LB15	\$377.00	\$427.00	\$280.00
T1899V	30	18	9	16	16	◐	5 1/2" x 12"		WASTE, TRASH or LOGO ONLY	LB15	\$377.00	\$427.00	\$280.00



Item	Ht. (In.)	Width (In.)	Depth (In.)	Cap. (Gal.)	Wt. (lbs)	Opening Shape No. 1	Opening Size No. 1	Opening Shape No. 2	Opening Size No. 2	Optional Poly Bags	Satin Aluminum (SA)	Satin Brass (BE)	Designer Color (*)
------	-----------	-------------	-------------	-------------	-----------	---------------------	--------------------	---------------------	--------------------	--------------------	---------------------	------------------	--------------------

DUAL PURPOSE HALF ROUND "PROFILE" RECYCLING RECEPTACLE WITH HINGED LID AND STEEL INNER LINER

BC1899	30	18	9	14	24	●	4 7/8"	●	4 7/8"	2x LB12	\$435.00	\$486.00	\$338.000
---------------	----	----	---	----	----	---	--------	---	--------	---------	----------	----------	-----------

Available Messages (Recycle Logo Included): BOTTLES, CANS, PLASTIC, GLASS



Item	Ht. (In.)	Width (In.)	Depth (In.)	Cap. (Gal.)	Wt. (Lbs)	Opening Shape	Opening Size	Optional Poly Bags	Satin Aluminum (SA)	Satin Brass (BE)	Designer Color (*)
------	-----------	-------------	-------------	-------------	-----------	---------------	--------------	--------------------	---------------------	------------------	--------------------

OPEN TOP HALF ROUND "PROFILE" RECYCLING RECEPTACLE, NO LID OR INNER LINER

RO1899	30	18	9	16	13	◐	18" x 9"	LB15	\$307.00	\$346.00	\$211.00
---------------	----	----	---	----	----	---	----------	------	----------	----------	----------

Available Messages (Recycle Logo Included)

NEWSPAPER, MIXED PAPER, PAPER, BOTTLES, CANS, GLASS, PLASTIC, RECYCLABLES, RECYCLE, MIXED RECYCLABLES, WASTE, TRASH, LOGO ONLY

TO ORDER, SPECIFY: 1) Catalog number, 2) Finish of body, 3) Finish of cover (where applicable), 4) A messages for the front of the receptacle. Custom messages are also available, with or without the Recycle Logo. Please inquire.



NOTE: Price is for Mounting Brackets only. Order the receptacle of your choice as shown above.

OPTIONAL WALL MOUNTING BRACKET ONLY, FOR ALL HALF ROUND "PROFILE" RECEPTACLES

WM189	6	17 1/2	3/4		3								\$ 48.00
--------------	---	--------	-----	--	---	--	--	--	--	--	--	--	----------



OPTIONAL DECORATIVE BANDS FOR HALF ROUND "PROFILE" RECEPTACLES

B189	NOTE: Price is for Decorative Bands only. Order the receptacle of your choice as shown above.										\$ 60.00	\$ 60.00
-------------	---	--	--	--	--	--	--	--	--	--	----------	----------

TO ORDER, SPECIFY:

- 1) Catalog number of any unit above
- 2) Finish of body,
- 3) Finish of cover & bands,
- 4) A message for the front of the receptacle or each opening for the Dual Purpose receptacles.

* Specify Designer Color Finish Code from page 2 when ordering.



Recycling Receptacles

RecyclePro Open Top Receptacles



Item	Dia. (in.)	Ht. (in.)	Capacity (gal.)	Wt. (lb.)	Optional Poly Bags	Satin Aluminum (SA)	Satin Brass (BE)	Designer Color (*)
RECYCLEPRO OPEN TOP RECEPTACLES - SINGLE PURPOSE								
RO-66	10	15	5	6	N/A	\$120.00	\$130.00	\$ 117.00
RO-1223	12	23	11	6	LB12	\$140.00	\$163.00	N/A
RO-1229	12	29	14	7	LB12	\$150.00	\$173.00	N/A
RO-1523	15	23	18	9	N/A	\$168.00	\$196.00	N/A
RO-1529	15	29	22	10	LB15	\$189.00	\$217.00	N/A
RO-2029	20	29	39	12	LB20	\$261.00	\$296.00	N/A
RO-1116	11	16	7	7	N/A	N/A	N/A	\$123.00
RO-1121	11	21	9	8	N/A	N/A	N/A	\$141.00
RO-1127	11	28	11	11	LB12	N/A	N/A	\$158.00
RO-1318	14	18	12	8	N/A	N/A	N/A	\$141.00
RO-1321	14	27	18	9	LB15	N/A	N/A	\$146.00
RO-1326	14	27	18	13	LB15	N/A	N/A	\$172.00
RO-1816	19	17	21	12	N/A	N/A	N/A	\$182.00
RO-1829	19	29	36	19	LB20	N/A	N/A	\$223.00
RO-1899 (18" Half Round)	30"	16	13	13	LB15	\$307.00	\$346.00	\$211.00
RECYCLEPRO OPEN TOP RECEPTACLES - DUAL PURPOSE								
RO-266	10	15	5	6	N/A	\$159.00	\$169.00	\$173.00
RO-21127	11	28	11	11	LB12	N/A	N/A	\$243.00
RO-21326	14	27	18	13	LB12	N/A	N/A	\$262.00
RO-21829	19	29	36	19	LB15	N/A	N/A	\$320.00

HOW TO ORDER: 1) Specify Catalog Number. 2) Specify Finish.

3a) Specify Silk Screened Message for **Single Purpose** — NEWSPAPER, MIXED PAPER, RECYCLE, WASTE, RECYCLABLES or Recycle Logo Only.

3b) Specify Silk Screened Message for **Dual Purpose** — WASTE and BOTTLES & CANS, WASTE and RECYCLABLES. Other messages are available, please inquire.

* Specify Designer Color Finish Code from page 2 when ordering.

Wall Mounted & Open Top Receptacles

Wall Mounted Ash, Ash/Trash & Waste Receptacles



Item	Type	Removable Inner Container	Dia.	Ht.	Wt.	Satin Aluminum (SA)	Satin Brass (BE)	Designer Colors (*)
CIGARETTE RECEPTACLES								
201	Grill Top	No	4½"	6"	1 lbs	\$ 93.00	—	—
203	Sand Top	No	4½"	6"	1 lbs	\$ 75.00	—	—
F203	Funnel Top	No	4½"	6"	1 lbs	\$ 77.00	—	—
F442	Funnel Top	Yes	4"	8"	2 lbs	\$132.00	\$172.00	—
4400	Side Opening	No	3½"	8"	3 lbs	\$109.00	\$121.00	\$121.00
4401	Side Opening	No	3½"	12"	3 lbs	\$134.00	\$148.00	\$148.00
4402	Side Opening	No	3½"	24"	4 lbs	\$170.00	\$188.00	\$188.00
2401	Side Opening	No	3"	12"	1 lbs	\$ 81.00**	\$ 94.00	\$103.00
2402	Side Opening	No	3"	24"	2 lbs	\$107.00**	\$120.00	\$131.00
ASH and TRASH RECEPTACLES								
812	Sand Top	Yes	8"	12"	5 lbs	\$151.00	\$151.00	\$151.00
F812	Funnel Top	Yes 2	8"	12"	6 lbs	\$172.00	\$172.00	\$172.00
WALL MOUNTED WASTE RECEPTACLES								
F813	Funnel Top	Yes	8"	12"	6 lbs	\$166.00	\$166.00	\$166.00

** Satin Black (BK) is the same price as Satin Aluminum (SA)

* Specify Designer Color Finish Code from page 2 when ordering.

Wastebaskets and Open Top Waste Receptacles



Item	Dia.	Ht.	Wt.	Cap.	Satin Aluminum (SA)	Satin Brass (BE)	Designer Colors (*)
WASTEBASKETS and OPEN TOP WASTE RECEPTACLES							
65	9"	14"	4 lbs	4 gal	\$ 69.00	\$ 79.00	\$ 79.00
66	10"	15"	4 lbs	5 gal	\$ 90.00	\$ 100.00	\$ 100.00
922	9"	23"	5 lbs	7 gal	\$ 157.00	\$ 166.00	\$ 180.00
1223	12"	23"	6 lbs	11 gal	\$ 118.00	\$ 141.00	—
1229	12"	29"	7 lbs	14 gal	\$ 128.00	\$ 151.00	—
1523	15"	23"	8 lbs	18 gal	\$ 146.00	\$ 173.00	—
1529	15"	29"	9 lbs	22 gal	\$ 167.00	\$ 194.00	—
2029	20"	29"	11 lbs	39 gal	\$ 238.00	\$ 272.00	—
OPEN TOP WASTE RECEPTACLES							
1116	11"	16"	7 lbs	7 gal	—	—	\$ 99.00
1121	11"	21"	8 lbs	9 gal	—	—	\$ 117.00
1127	11"	28"	11 lbs	11 gal	—	—	\$ 134.00
1318	14"	18"	8 lbs	12 gal	—	—	\$ 117.00
1321	14"	21"	9 lbs	14 gal	—	—	\$ 122.00
1326	14"	27"	13 lbs	18 gal	—	—	\$ 147.00
1816	19"	17"	12 lbs	21 gal	—	—	\$ 158.00
1829	19"	29"	19 lbs	36 gal	—	—	\$ 197.00
1896 (18" Half Round)	30"	13 lbs	16 gal		\$ 258.00	\$ 293.00	\$ 169.00

* Specify Designer Color Finish Code from page 2 when ordering.

Umbrella Stands

Umbrella Master Umbrella Stands



Item	Description	Umbrella Capacity	Dimensions	Wt.	Satin Aluminum (SA)	Satin Brass (BE)
UMBRELLA STANDS - COMBINATION STANDARD & TOTE SIZE UMBRELLA STANDS						
1690	Full Size + Tote	12	18"h x 12"w x 10"d	7 lbs	\$229.00	\$266.00
1890	Full Size + Tote	24	18"h x 24"w x 10"d	9 lbs	\$323.00	\$386.00
Item	Description	Umbrella Capacity	Dia.	Ht.	Wt.	
UMBRELLA STANDS - COMBINATION STANDARD & TOTE SIZE UMBRELLA CYLINDERS						
259	Full Size + Tote	30	15" / 9"	23"	15 lbs	\$225.00 \$250.00
UMBRELLA STANDS - STANDARD SIZE ONLY UMBRELLA CYLINDERS						
921	Full Size Only	10	9"	23"	6 lbs	\$157.00 \$166.00
Item	Description	Umbrella Capacity	Ht.	Wt.	All Satin Aluminum (SA) All Satin Black (BK)	Satin Black w/ Satin Aluminum Post (BKSA)
UMBRELLA STAND						
59	Floor Standing	4	22 1/2"	10 lbs.	\$141.00	\$141.00

Wet Umbrella Bag Holders

Umbrella Master Wet Umbrella Bag Holders



Item #	Description	Bag Capacity	Width	Ht	Post	Wt	Satin: Aluminum (SA) Black (BK)	Satin Brass (BE)	
WET UMBRELLA POLY BAG HOLDER - Accepts Optional Sign Panels, Purchased Separately Below									
FVBS11	Floor Standing / 2 Sided w/ 11 1/2" Base	400	6"	43"	1.5"	24 lbs.	\$167.00	\$200.00	
WVBS11	Wall Mounted	200	6"	4"	—	1 lb.	\$50.00	\$71.00	
EVBS11-7	Extenda-Barrier 7' Strap Post Adapter	400	6"	1 1/4"	—	1 lb.	\$50.00	\$60.00	
EVBS11-13	Extenda-Barrier 13' Strap Post Adapter	400	6"	1 1/4"	—	1 lb.	\$50.00	\$60.00	
OPTIONAL SIGN PANELS									
S117BK	11" h x 7" w "WET UMBRELLA BAGS" Sign / 2 Sided-Black					1 lb.	\$45.00		
WET UMBRELLA POLY BAG HOLDER - Cannot Be Used with Sign Panels									
FVB11	Floor Standing / 2 Sided w/ 11 1/2" Base	400	6"	43"	1.5"	24 lbs.	\$167.00	\$200.00	
WVB11	Wall Mounted	200	6"	4"	—	1 lb.	\$50.00	\$71.00	
EVB11-7	Extenda-Barrier 7' Strap Post Adapter	400	6"	1 1/4"	—	1 lb.	\$50.00	\$60.00	
EVB11-13	Extenda-Barrier 13' Strap Post Adapter	400	6"	1 1/4"	—	1 lb.	\$50.00	\$60.00	
CLEAR POLY BAGS - For Wet Umbrella Bag Holders, Standard & Tote Sizes									
UB1000	31" h x 7" w	10 Pack Case of 100 bags each					12 lbs.	\$199.00	
UB100	31" h x 7" w	Pack of 100 bags					1 lb.	\$ 25.00	

NOTE: Sign panels and poly bags are optional and must be purchased separately

Crowd Control Systems

Extenda-Barrier™ Posts with 7 & 13 Foot Retractable Strap



Item	Description	Ht	Post Dia.	Base Dia.	Wt	Satin: Aluminum (SA) Black (BK)	Satin Brass (BE) Gloss Brass (GB) Gloss Chrome (GC)	Mirror: Chrome (MC)	Mirror Brass (MB)
EXTENDA-BARRIER POSTS with 7' Strap - (Specify Strap Color)									
112	Bell Base	40"	2"	11.5"	40 lbs	\$ 327.00	\$ 390.00	\$ 383.00	\$ 383.00
130	Spiral Post - Flat Base	40"	2"	14"	40 lbs	—	—	—	\$ 485.00
131	Reeded Post - Flat Base	40"	2"	14"	40 lbs	—	—	—	\$ 470.00
132	Flat Base	40"	2"	14"	40 lbs	\$ 302.00	\$ 327.00	\$ 386.00	\$ 386.00
133	In-Ground Mount	40"	2"	—	10 lbs	\$ 302.00	\$ 327.00	\$ 386.00	\$ 386.00
136	Surface Mount	40"	2"	—	10 lbs	\$ 302.00	\$ 327.00	\$ 386.00	\$ 386.00
142	Curved Base	40"	2"	14"	40 lbs	\$ 302.00	\$ 327.00	—	—
232	Black ABS Flat Base	40"	2"	14"	40 lbs	\$ 312.00	\$ 337.00	—	\$ 398.00
EXTENDA-BARRIER XL POSTS with 13' Strap - (Specify Strap Color)									
152	Flat Base	40"	2 1/2"	14"	34 lbs	\$ 361.00	\$ 388.00	\$ 460.00	\$ 460.00
252	Black ABS Flat Base	40"	2 1/2"	14"	34 lbs	\$ 372.00	\$ 400.00	—	\$ 474.00
1152	Bell Base	40"	2 1/2"	14"	34 lbs	\$ 396.00	\$ 422.00	—	—
Designer Colors are also available, please inquire									
OPTIONS									
VP14-I	Vinyl-Floor Protector Disk for Bases - Factory Installed					14"		\$ 45.00	

Crowd Control Systems

Extenda-Barrier™ Wall Units, Sign Frames & Holders



Item	Description	Strap Length	Ht	Wt	Satin: Aluminum (SA) Black (BK)	Satin Brass (BE) Gloss Brass (GB) Gloss Chrome (GC)	Mirror: Brass (MB) Chrome (MC)
EXTENDA-BARRIER - Wall Units - All Back Plates have a Satin Black Finish							
W31	Wall Unit w/7' Strap	7'	2¾"	2 lbs	\$ 191.00	\$ 191.00	\$ 207.00
W12	Wall Unit w/13' Strap	12'	3¼"	3 lbs	\$ 228.00	\$ 228.00	\$ 251.00
W18	Wall Unit w/18' Black Strap	18'	4¾"	3 lbs	\$ 250.00	—	—

EXTENDA-BARRIER - Universal Wall Receptor

BW3BK	Universal Wall Receptor for All Models			¼ lb	—	\$ 20.00	—
-------	--	--	--	------	---	----------	---

EXTENDA-BARRIER - Child Proof Safety Strap Lock

SL6	For 7' Models				\$ 13.00		
SL12	For 13' Models				\$ 13.00		



Item	Description	Size of Frame (Inside Dimensions)	Wt	Satin: Aluminum (SA) Black (BK)	Satin Brass (BE) Gloss Brass (GB) Gloss Chrome (GC)	Mirror Brass (MB)
EXTENDA-BARRIER - E Series - Deluxe Sign Frames						
E1114	For 7' Models	11" H x 14" W	3 lbs	\$ 170.00	\$ 216.00	\$ 236.00
E1411	For 7' Models	14" H x 11" W	3 lbs	\$ 170.00	\$ 216.00	\$ 236.00
EXL1114	For 13' Models	11" H x 14" W	3 lbs	\$ 170.00	\$ 216.00	\$ 236.00
EXL1411	For 13' Models	14" H x 11" W	3 lbs	\$ 170.00	\$ 216.00	\$ 236.00

EXTENDA-BARRIER - EV Series - "INSTA-CHANGE" Sign Frames

EV1114	For 7' Models	11" H x 14" W	4 lbs	\$ 237.00	\$ 265.00	\$ 325.00
EV1411	For 7' Models	14" H x 11" W	4 lbs	\$ 237.00	\$ 265.00	\$ 325.00
EXLV1114	For 13' Models	11" H x 14" W	4 lbs	\$ 237.00	\$ 265.00	\$ 325.00
EXLV1411	For 13' Models	14" H x 11" W	4 lbs	\$ 237.00	\$ 265.00	\$ 325.00

EXTENDA-BARRIER - EN Series - Economical Sign Holders

EN71	For 7' Models		2 lbs	\$ 58.00	\$ 66.00	\$ 85.00
ENXL71	For 13' Models		2 lbs	\$ 58.00	\$ 66.00	\$ 85.00



Extenda-Barrier™ Strap Colors



Specify Strap Color for All Models
RD - Red
BK - Black

BL - Blue
BY - Burgundy
FG - Forest Green

YL - Bright Yellow
BN - Brown
GR - Grey

NB - Navy Blue
SY - Yellow/Black Diagonal Stripes
BG - Black / Grey Stripe

Extenda-Barrier™ - Optional Printed Messages and/or Logos on Straps



STANDARD STOCK MESSAGES, PLEASE SPECIFY CHOICE:

- CAUTION DO NOT ENTER
- CAUTION
- DO NOT ENTER
- BIOHAZARD AREA
- TEMPORARILY CLOSED DO NOT ENTER
- ALARMED - DO NOT ENTER
- DANGER AUTHORIZED PERSONNEL ONLY
- THIS SECTION CLOSED

Item	Description	Price
PS7	Stock Message Printed on each 7' Strap	\$ 56.00
PS12	Stock Message Printed on each 13' Strap	\$ 98.00

CUSTOM PRINTED STRAPS - PRINTED ON BOTH SIDES

SUC-7	One Time Setup Art and Preparation Fee for 7' strap	\$450.00
SUC-12	One Time Setup Art and Preparation Fee for 13' strap	\$450.00
PS7	Custom Message and/or Logo Printed on each 7' Strap	\$ 56.00
PS12	Custom Message and/or Logo Printed on each 13' Strap	\$ 98.00



CUSTOM ENGRAVED SIGN PANELS

P18711*	Engraving Panels 7" x 11"	Includes Message of Your Choice	1 Side	\$ 110.00
P181114*	Engraving Panels 11" x 14"	Includes Message of Your Choice	1 Side	\$ 120.00

Available Colors: WH / White, BK / Black, BN / Brown, WL / Walnut, RD / Red, BL / Blue.

Also Available in Custom Sizes - Please Call.

*To Order Specify: 1) Item Number, 2) Color of Panel, 3) Message to be Engraved.

Crowd Control Systems

Value Extenda-Barrier™ Retractable Strap Systems



Item	Description	Ht.	Post Dia.	Base Dia.	Wt.	Satin: Aluminum (SA) Black (BK)	Satin Brass (BE) Gloss Brass (GB) Gloss Chrome (GC)	Mirror: Brass (MB) Chrome (MC)	Safety Yellow (SY)
VALUE EXTENDA-BARRIER POSTS WITH RETRACTABLE STRAP - (Specify Strap Color below)									
121	7' Portable post with flat base	40	2"	14"	31 lbs	231.00	261.00	305.00	—
122	13' Portable post with flat base	40	2½"	14"	31 lbs	275.00	301.00	365.00	—
163SY	7' Safety post w/Black ABS base	40	2"	14"	31 lbs	—	—	—	261.00
173SY	13' Safety post w/Black ABS base	40	2½"	14"	31 lbs	—	—	—	301.00
VALUE VINYL FLOOR PROTECTOR PAD - (Black Only)									
VP14-I	Factory installed vinyl pad with ventilating ribs			14		45.00	—	—	—
VALUE WALL MOUNTED UNITS WITH RETRACTABLE STRAP - (Specify Strap Color below)									
W10	Wall Mounted unit with 7' strap		2.75		2 lbs	130.00	140.00	165.00	130.00
W11	Wall Mounted unit with 13' strap		2.75		2 lbs	155.00	165.00	192.00	155.00
EB18BK	Wall Mounted unit w/ 18' black strap		3.25		3 lbs	250.00	—	—	—
UNIVERSAL WALL RECEPTOR - for attaching strap to walls or columns									
BW3	Universal Black wall receptor				.25 lbs	20.00	—	—	—

Extenda-Barrier™ Strap Colors



Specify Strap Color for All Models	BL - Blue	YL - Bright Yellow	NB - Navy Blue
RD - Red	BY - Burgundy	BN - Brown	SY - Yellow/Black Diagonal Stripes
BK - Black	FG - Forest Green	GR - Grey	BG - Black / Grey Stripe

Extenda-Barrier™ - Optional Printed Messages and/or Logos on Straps



STANDARD STOCK MESSAGES, PLEASE SPECIFY CHOICE:

- CAUTION DO NOT ENTER
- CAUTION
- DO NOT ENTER
- BIOHAZARD AREA
- TEMPORARILY CLOSED DO NOT ENTER
- ALARMED - DO NOT ENTER
- DANGER AUTHORIZED PERSONNEL ONLY
- THIS SECTION CLOSED

Item	Description	Price
PS7	Stock Message Printed on each 7' Strap	\$ 56.00
PS12	Stock Message Printed on each 13' Strap	\$ 98.00

CUSTOM PRINTED STRAPS - PRINTED ON BOTH SIDES

SUC-7	One Time Setup Art and Preparation Fee for 7' strap	\$450.00
SUC-12	One Time Setup Art and Preparation Fee for 13' strap	\$450.00
PS7	Custom Message and/or Logo Printed on each 7' Strap	\$ 56.00
PS12	Custom Message and/or Logo Printed on each 13' Strap	\$ 98.00

Value Extenda-Barrier™ Sign Frames & Holders



Item	Description	Size of Frame (Inside Dimensions)	Wt.	Satin Alum (SA) Satin Black (BK)	Satin Brass (BE) Gloss Brass (GB) Gloss Chrome (GC)	Mirror Brass (MB)	Safety Yellow (SY)
VALUE SIGN FRAMES WITH POSTS ADAPTOR							
EB1114	For 7' Strap Posts	11" H x 14" W	3 lbs	124.00	164.00	236.00	164.00
EB1411	For 7' Strap Posts	14" H x 11" W	3 lbs	124.00	164.00	236.00	164.00
EBXL1114	For 13' Strap Posts	11" H x 14" W	3 lbs	124.00	164.00	236.00	164.00
EBXL1411	For 13' Strap Posts	14" H x 11" W	3 lbs	124.00	164.00	236.00	164.00
INSTA - CHANGE SIGN FRAMES WITH POSTS ADAPTOR - PLEXI GLASS & VELOUR PANEL INCLUDED.							
EBV1114	For 7' Strap Posts	11" H x 14" W	4 lbs	184.00	217.00	296.00	217.00
EBV1411	For 7' Strap Posts	14" H x 11" W	4 lbs	184.00	217.00	296.00	217.00
EBXLV1114	For 13' Strap Posts	11" H x 14" W	4 lbs	184.00	217.00	296.00	217.00
EBXLV1411	For 13' Strap Posts	14" H x 11" W	4 lbs	184.00	217.00	296.00	217.00
VALUE SIGN HOLDER WITH MOUNTING BRACKET FOR RIGID SIGN PANELS							
EB71	For 7' Strap Posts		2 lbs	50.00	66.00	—	66.00
EBXL71	For 13' Strap Posts		2 lbs	50.00	66.00	—	66.00

Ht. Post Base Wt.
Dia. Dia.

VALUE FLOOR STANDING SIGN HOLDER WITHOUT A STRAP, FOR RIGID SIGN PANELS

F73	Floor Standing Sign Holder Holds Rigid Insert 1/8" - 1/4" thick	38" 1.5" 14"	25 lbs	132.00	165.00	—	132.00
-----	--	--------------	--------	--------	--------	---	--------

Crowd Control Systems

Deluxe Traditional Posts, Ropes & Accessories



Item	Description	Ht	Post Dia.	Base Dia.	Wt	Satin: Aluminum (SA) Black (BK)	Satin Brass (BE) Gloss Brass (GB) Gloss Chrome (GC)	Mirror: Chrome (MC)	Mirror Brass (MB)
DELUXE TRADITIONAL POSTS									
618	Standard Crown / Curved Base	38"	2"	14"	20 lbs	\$ 171.00	\$ 200.00	—	—
1134	Standard Crown / Bell Base	38"	2"	11.5"	40 lbs	\$ 198.00	\$ 231.00	\$ 248.00	\$ 248.00
1135MB	Smooth Post, Ball Top & Bell Base	40"	2"	11.5"	40 lbs	—	—	—	\$ 285.00
1136MB	Spiral Post, Ball Top & Bell Base	40"	2"	11.5"	40 lbs	—	—	—	\$ 326.00
1137MB	Reeded Post, Ball Top & Bell Base	40"	2"	11.5"	40 lbs	—	—	—	\$ 326.00
1327	Standard Crown / Flat Base	38"	2"	14"	31 lbs	\$ 194.00	\$ 220.00	\$ 243.00	\$ 243.00
1328	Standard Crown / Black ABS Flat Base	38"	2"	14"	31 lbs	\$ 180.00	\$ 199.00	\$ 243.00	\$ 243.00
1336MB	Spiral Post, Ball Top & Flat Base	40"	2"	14"	40 lbs	—	—	—	\$ 253.00
1338MB	Reeded Post, Ball Top & Flat Base	38"	2"	14"	40 lbs	—	—	—	\$ 261.00
1424MB	Smooth Post, Ball Top & Flat Base	40"	2"	14"	32 lbs	—	—	—	\$ 238.00

Designer Colors are available upon request. Please refer to page 2 when ordering.



Item No.	Size of Frame (Inside Dimensions)	Wt.	Satin: Aluminum (SA) Black (BK)	Satin Brass (BE) Gloss Brass (GB) Gloss Chrome (GC)	Mirror Brass (MB)	Mirror Chrome (MC)
DELUXE SIGN FRAMES for Traditional Crowd Control Systems Complete with Mounting Bracket						
LP41114	11" H x 14" W	4 lbs.	\$ 170.00	\$ 216.00	\$ 236.00	—
LP41411	14" H x 11" W	4 lbs.	\$ 170.00	\$ 216.00	\$ 236.00	—
DELUXE "INSTA-CHANGE" Sign Frames for Traditional Crowd Control Systems Complete with Mounting Bracket						
LPV41411	14" H x 11" W	4 lbs.	\$ 237.00	\$ 265.00	\$ 325.00	—
LPV41114	11" H x 14" W	4 lbs.	\$ 237.00	\$ 265.00	\$ 325.00	—
DELUXE SIGN HOLDERS for Traditional Crowd Control Systems Complete with Mounting Bracket						
LP3		3 lbs.	\$ 63.00	\$ 77.00	\$ 101.00	\$ 101.00



Item No.	Snap End Capacity	Wt.	Satin Aluminum (SA)	Satin Brass (BE) Gloss Brass (GB) Gloss Chrome (GC)	Mirror: Brass (MB) Chrome (MC)
DELUXE WALL RECEPTORS for Traditional Rope Snap-Ends					
W2	3	2 lbs.	\$ 62.00	\$ 69.00	—
W21	1	2 lbs.	—	—	\$ 22.00
DELUXE VINYL FLOOR PROTECTOR DISK - Black Only					
VP14 I	14"	Factory Installed when shipped.	Black only	\$ 45.00	

* Specify Designer Color Finish Code from page 2 when ordering.

CUSTOM ENGRAVED SIGN PANELS					
P18711*	Engraving Panels	7" x 11"	Includes Message of Your Choice	1 Side	\$ 110.00
P181114*	Engraving Panels	11" x 14"	Includes Message of Your Choice	1 Side	\$ 120.00
Available Colors: WH / White, BK / Black, BN / Brown, WL / Walnut, RD / Red, BL / Blue. Also Available in Custom Sizes - Please Call.					
*To Order Specify: 1) Item Number, 2) Color of Panel, 3) Message to be Engraved.					

Value Traditional Posts & Accessories



Item	Description	Ht	Post Dia.	Base Dia.	Wt	Satin: Aluminum (SA) Black (BK)	Satin Brass (BE) Gloss Brass (GB) Gloss Chrome (GC)	Mirror Brass (MB)	
VALUE TRADITIONAL POSTS									
1327	Standard Crown / Flat Base	40"	2"	14"	31 lbs	\$ 194.00	\$ 220.00	\$ 243.00	
VALUE SIGN FRAMES for Traditional Crowd Control Systems Complete with Mounting Bracket									
VALUE "INSTA-CHANGE" Sign Frames for Traditional Crowd Control Systems Complete with Mounting Bracket									
LP51114	11" H x 14" W				4 lbs.	\$ 124.00	\$ 164.00	\$ 236.00	
LP51411	14" H x 11" W				4 lbs.	\$ 124.00	\$ 164.00	\$ 236.00	
LPV51411	14" H x 11" W				4 lbs.	\$ 184.00	\$ 217.00	\$ 296.00	
LPV51114	11" H x 14" W				4 lbs.	\$ 184.00	\$ 217.00	\$ 296.00	
VALUE SIGN HOLDERS for Traditional Crowd Control Systems Complete with Mounting Bracket									
LP2					3 lbs.	\$ 50.00	\$ 67.00	\$ 90.00	
VALUE WALL RECEPTORS for Traditional Rope Snap-Ends									
W22					1	2 lbs.	—	\$ 16.00	
VALUE VINYL FLOOR PROTECTOR DISK - Black Only									
VP14 I					14"	Factory Installed when shipped.	Black only.	\$ 45.00	



Crowd Control Systems

Traditional Rope & Chain with Snap-Ends



LENGTH OF ROPE	Fabric Covered Rope 1 1/2" Cotton Core, with Snap-Ends			Plastic Chain 2" Links	Twisted Rope 1" Polypropylene	Twisted Rope* 1/2" Polypropylene
	N3 Nyvel Red, Wine, Navy Blue, Grey, Tan, Black, Blue, Hunter Green	P3 Naugahide Maroon, Grey, Gold, Brown, Green, Blue, Black	CV3 Crushed Velvet Brown, Blue, Gold, Black, Red			
2 ft.	63.00	63.00	63.00	34.00	53.00	—
3 ft.	76.00	76.00	76.00	42.00	57.00	—
4 ft.	89.00	89.00	89.00	48.00	62.00	—
5 ft.	102.00	102.00	102.00	54.00	69.00	—
6 ft.	114.00	114.00	114.00	60.00	74.00	32.90
7 ft.	127.00	127.00	127.00	68.00	79.00	—
8 ft.	140.00	140.00	140.00	74.00	84.00	37.20
10 ft	—	—	—	87.00	93.00	40.50
Add'l ft.	—	—	—	6.00	5.00	1.65
SNAP END FINISH	SA - Satin Aluminum • MB - Mirror Brass • MC - Mirror Chrome			SC4 - Chrome GSC4 - Brass	SCHS1 Satin Chrome	SC4 - Chrome GSC4 - Brass

To Order Please Specify: 1) Catalog Number, 2) Length of Rope, 3) Color / Fabric, 4) Snap End Finish

*PLEASE NOTE: These Ropes and Chains are factory pre-assembled with snap-ends and cannot be looped through models 1316 & 1315 posts as illustrated in our catalog, they must be attached to each post individually. To create a continuous barrier, please order the unassembled ropes and snap ends from the chart below

Safety Crowd Control Systems



Item	Description	Ht	Post Dia	Post Color	Base	Base Color	Weight	Price
EXTENDA-BARRIER SAFETY POSTS								
162*	EB - 7' Strap	40"	2"	Yellow	14"	Black ABS	40 lbs.	\$ 327.00
172*	EBXL -12' Strap	40"	2 1/2"	Yellow	14"	Black ABS	40 lbs.	\$ 388.00
W31BK*	EB Wall Unit - 7' Strap	23 1/4"					2 lbs.	\$ 191.00
W12BK*	EB Wall Unit - 12' Strap	3 3/4"					3 lbs.	\$ 228.00
W18BK	EB Wall Unit - 18' Black Strap	4 3/4"					3 lbs.	\$ 250.00
BW3BK	EB Wall Receptor						1/2 lbs.	\$ 20.00
* Specify Strap Color: (SY) Yellow / Black Diagonal Stripes or (YL) Yellow. For (YL-SP) Yellow w/Black Message Printed, Please Call.								
TRADITIONAL POSTS & ROPES								
1347	Safety Posts	38"	1 1/2"	Yellow	14"	Black ABS	31 lbs.	\$ 193.00
LOOP CROWN POSTS								
1316SY	Safety Yellow Posts	37"	1 1/2"	Yellow	14"	Black ABS	24 lbs.	\$ 202.00
1315SA	Satin Aluminum Posts	37"	1 1/2"	Satin Aluminum	14"	Satin Aluminum	24 lbs.	\$ 165.00
1315BK	Satin Black Posts	37"	1 1/2"	Black	14"	Black	24 lbs.	\$ 183.00
SIGN FRAMES & SIGN HOLDERS for CROWD CONTROL SYSTEMS								
E1114SY	11h x 14w	Yellow Sign Frame	For Extenda-Barrier Model 162				3 lbs.	\$ 216.00
E1411SY	14h x 11w	Yellow Sign Frame	For Extenda-Barrier Model 162				3 lbs.	\$ 216.00
EXL1114SY	11h x 14w	Yellow Sign Frame	For Extenda-Barrier Models 172				3 lbs.	\$ 216.00
EXL1411SY	14h x 11w	Yellow Sign Frame	For Extenda-Barrier Models 172				3 lbs.	\$ 216.00
EN71BK		Sign Holder - Black	For Extenda-Barrier Model 162				2 lbs.	\$ 58.00
ENXL71BK		Sign Holder - Black	For Extenda-Barrier Models 172				2 lbs.	\$ 58.00
LP41114SY	11h x 14w	Yellow Sign Frame	For Model 1347				3 lbs.	\$ 216.00
LP41411SY	14h x 11w	Yellow Sign Frame	For Model 1347				3 lbs.	\$ 216.00
LP3BK		Sign Holder - Black	For Model 1347				2 lbs.	\$ 63.00
SIGN HOLDER-FLOOR STANDING								
F72	Sign Holder	39"	1 1/2"	Yellow	14"	Black	24 lbs.	\$ 229.00
CUSTOM SAFETY SIGN PANELS - Silk Screened								
S18-SY	11 X 14 X 1/8"	Yellow Plastic	Black Ink	Printed with Message of Your Choice			1 lb	CALL
PLASTIC ROPE & CHAINS								
TP5-Series	Black, Yellow or Black/Yellow Stripe	Rope - 1/2" inch diameter polypropylene rope.				Priced per Foot.	\$ 1.65	
PC3-Series	Black, Yellow or White	2" Link, Plastic Chain				Priced per Foot.	\$ 6.00	
Specify Length and Color When Ordering. For Snap-Ends and Crimps, See Below.								
SNAP ENDS & CRIMPS for Plastic Rope & Chains								
SC4 / Chrome or GSC4 / Brass	SNAP ENDS with Closed Swivel Loops for PC3 and TP5							\$ 6.50
CR5 / Chrome or GCR5 / Brass	CRIMPS for Attaching Snap Ends for TP5							\$ 5.50
WALL PLATES								
Item No.	Snap End Capacity	Satin Aluminum (SA)		Mirror: Brass (MB), Chrome (MC)		Satin Brass (BE)		
W2	3	\$ 62.00		—		\$ 69.00		
W21	1	—		\$ 22.00		—		

Crowd Control Systems

Safety Signs



"Ready to Use" Safety Silk Screened Sign Panels

Bright Yellow 11" h x 14" w, 1/8" Plastic Panels
For Use with All Glaro Sign Frames and Sign Holders

Item	Description	Price
S18-Y-1	NO SMOKING	\$47.00
S18-Y-2	ALL VISITORS MUST SIGN IN	\$47.00
S18-Y-3	NO SMOKING BEYOND THIS POINT	\$47.00
S18-Y-4	CAUTION	\$47.00
S18-Y-5	CAUTION - MEN WORKING	\$47.00
S18-Y-6	NOTICE - AUTHORIZED PERSONNEL ONLY	\$47.00
S18-Y-7	RESTRICTED AREA - DO NOT ENTER	\$47.00
S18-Y-8	CAUTION - WET FLOORS	\$47.00
S18-Y-9	WATCH YOUR STEP	\$47.00
S18-Y-10	NO ADMITTANCE	\$47.00
S18-Y-11	PLEASE EXCUSE OUR APPEARANCE WHILE WE RENOVATE	\$47.00
S18-Y-12	CAUTION - DO NOT ENTER	\$47.00
S18-Y-13	CAUTION - WATCH YOUR STEP	\$47.00
S18-Y-14	DANGER - HIGH VOLTAGE	\$47.00
S18-Y-15	OUT OF SERVICE	\$47.00
S18-Y-16	CAUTION - BLANK	\$47.00
S18-Y-17	NO SMOKING IN THIS AREA	\$47.00
S18-Y-18	DANGER - KEEP OUT	\$47.00
S18-Y-19	DANGER - RESTRICTED AREA	\$47.00
S18-Y-20	NOTICE - EMPLOYEES ONLY	\$47.00
S18-Y-C	CUSTOM SIGNS AVAILABLE	Inquire
RC	Optional Radius Corners	\$10.00
MH	Optional Mounting Holes Drilled	\$ 8.00
HH	Optional Hanging Hooks	\$ 11.00

Custom designed signs are also available, please call.

All signs are shipped with Square Corners unless Optional Radius Corners (RC) are ordered at time of purchase.

Silk Screened Sign Panels - Pre-Printed

"Ready to Use" Silk Screened Sign Panels

11" h x 14" w, 1/8" Black Plastic Panels with White Lettering For Use with All Glaro Sign Frames and Sign Holders



S18-B-1



S18-B-2



S18-B-11



S18-B-15

Item	Description	Price
S18-B-1	No Smoking w/ logo	\$47.00
S18-B-2	All Visitors Must Sign In	\$47.00
S18-B-3	No Smoking Beyond This Point w/ logo	\$47.00
S18-B-6	Notice-Authorized Personnel Only	\$47.00
S18-B-7	Restricted Area w/ logo	\$47.00
S18-B-10	No Admittance	\$47.00
S18-B-11	Please Excuse Our Appearance While We Renovate	\$47.00
S18-B-15	Out of Service	\$47.00
S18-B-20	Notice - Employees Only	\$47.00
S18-B-21	Line Forms Here w/ logo	\$47.00
S18-B-22	This Section Closed	\$47.00
S18-B-23	Information	\$47.00
S18-B-24	Wheel Chair Access w/ logo	\$47.00
S18-B-25	Please Enter Here	\$47.00
S18-B-26	Please Wait Here	\$47.00
S18-B-27	Please Be Seated/Please Wait To Be Seated	\$47.00
S18-B-28	Exit / Exit Please Do Not Enter	\$47.00
S18-B-29	Enter / Entrada	\$47.00
S18-B-30	Please Wait / Por Favor Esperar	\$47.00
S18-B-31	Exit / Salida	\$47.00
S18-B-C	Custom Silk Screened Signs Available	Inquire
RC	Optional Radius Corners	\$10.00
MH	Optional Mounting Holes Drilled	\$8.00
HH	Optional Hanging Hooks	\$11.00

Custom designed signs are also available, please call.

All signs are shipped with Square Corners unless Optional Radius Corners (RC) are ordered at time of purchase.

Custom Engraved Sign Panels



CUSTOM ENGRAVED SIGN PANELS

P18711*	Engraving Panels	7" x 11"	Includes Message of Your Choice	1 Side	\$ 110.00
P181114*	Engraving Panels	11" x 14"	Includes Message of Your Choice	1 Side	\$ 120.00

Available Colors: WH / White, BK / Black, BN / Brown, WL / Walnut, RD / Red, BL / Blue.

Also Available in Custom Sizes - Please Call.

*To Order Specify: 1) Item Number, 2) Color of Panel, 3) Message to be Engraved.

Crowd Control Systems

Portable Elite Rail System - Modular Posts and Rails



ELITE RAIL PEDESTRIAN GUIDANCE and CROWD CONTROL POSTS

Item	Description	Height	Post Dia	Base Dia	Wt	Satin Aluminum (SA)	Satin Brass (BE)	Designer Colors (*)
RP14	Single Rail System, 4 Way Post	36"	2.5"	14"	33	\$200.00	\$230.00	\$230.00
RP24	Double Rail System, 4 Way Post	36"	2.5"	14"	33	\$200.00	\$230.00	\$230.00

ELITE RAIL PEDESTRIAN GUIDANCE and CROWD CONTROL RAILS

Item	Description	Rail Dia	Wt	Satin Aluminum (SA)	Satin Brass (BE)	Designer Colors (*)
R-3	3 ft Horizontal Rail	2"	3	\$112.00	\$124.00	\$124.00
R-4	4 ft Horizontal Rail	2"	3	\$124.00	\$136.00	\$136.00
R-5	5 ft Horizontal Rail	2"	4	\$138.00	\$154.00	\$154.00
R-6	6 ft Horizontal Rail	2"	4	\$150.00	\$168.00	\$168.00

ACCESSORIES

RW-3	Wall Plate, Receptor for Horizontal Rails	1	\$ 40.00	\$ 40.00	\$ 40.00
R1114	11h x 14w Sign Frame	3	\$150.00	\$180.00	\$180.00
R1411	14h x 11w Sign Frame	3	\$150.00	\$180.00	\$180.00
RV1114	11h x 14w Sign Frame w/ inserts	4	\$215.00	\$240.00	\$240.00
RV1411	14h x 11w Sign Frame w/ inserts	4	\$215.00	\$240.00	\$240.00
R71	Sign Holder for Rigid Signs Available on Page 14	2	\$ 40.00	\$ 50.00	\$ 50.00

* Specify Designer Color Finish Code from page 2 when ordering.

OPTIONS

VP14-I	Vinyl-Floor Protector Disk for Bases - Factory Installed	14"	\$ 45.00
ABS-1	ABS Black Base	14"	\$ N/C
PW1114	11 x 14 Clear Plexi Insert	2	\$ 30.00
SN1114	11 x 14 Black Backing Panel	2	\$ 26.00

How to order Elite Rail for indoor/outdoor use: **1)** Measure your area. **2)** Layout your system on paper, trying to keep the length of the rails as consistent as possible. **3)** To order the posts: For double rail systems order the **RP24** posts and for single rail systems order the **RP14** posts. **4)** Specify the finish code for the posts. **5)** To order the rails where a barrier is desired; for a double rail system be sure to order 2 rails for each space between the RP24 posts and for a single rail system order 1 rail for each space between the RP14 posts. Specify the finish code for the rails. Custom lengths are available upon request. **6)** Order wall plates, sign frames, sign holders, and optional components as needed.

Design Notes: All components of your system may match each other or you may mix and match finishes within a system to create a custom design that will complement your décor.

Elite Rail System

Satin Brass Finish Shown

Elite Rail Features & Benefits

- Effective, attractive, yet portable barrier system
- Double or single rail systems
- Excellent for indoor and outdoor use
- Rust proof all aluminum construction
- Two metal and 27 powder coat finishes available
- Exclusive tarnish-proof satin brass finish
- Easy to assemble no tools required
- Easy to disconnect and re-arrange

R Series Horizontal Rails

RP-24 Series Double Rail Post

Single Rail System
Satin Aluminum

R-71 Series
Sign Holder

Mix & Match
Finishes

Easy to Use
Keyhole Connection

RW-3 Series
Wall Receptor

Sign Displays

Sign Frames • Sign Holders



Item	Inside Frame Dimensions H x W	Wt	Satin Aluminum (SA)	Satin Brass (BE) Satin Black (BK)	Mirror Brass (MB)	Designer Colors (*)
FLOOR STANDING SIGN FRAMES with a 1/4" Track, 1 1/2" Diameter Post and a 14" Base						
F41114	11" x 14"	25 lbs	\$279.00	\$312.00	\$425.00	\$312.00
F41411	14" x 11"	25 lbs	\$279.00	\$312.00	\$425.00	\$312.00
F42214	22" x 14"	26 lbs	\$326.00	\$361.00	—	\$382.00
F42822	28" x 22"	30 lbs	\$385.00	\$422.00	\$566.00	\$443.00

Item	Inside Frame Dimensions H x W	Wt	Satin Aluminum (SA)	Satin Brass (BE) Satin Black (BK)	Mirror Brass (MB)	Designer Colors (*)
FLOOR STANDING "INSTA-CHANGE" SIGN FRAMES with a 1/4" Track, 1 1/2" Diameter Post and a 14" Base						
FV1114	11" x 14"	25 lbs	\$352.00	\$379.00	\$490.00	\$400.00
FV1411	14" x 11"	25 lbs	\$352.00	\$379.00	\$490.00	\$400.00
FV2822	28" x 22"	30 lbs	\$583.00	\$609.00	\$754.00	\$630.00

Item	Inside Frame Dimensions H x W	Wt	Satin Aluminum (SA)	Satin Brass (BE) Satin Black (BK)	Mirror Brass (MB)	Designer Colors (*)
SCROLL FLOOR STANDING SIGN FRAMES with a 1/4" Track, 1 1/2" Diameter Post and a 14" Base						
F5	28" x 22"	31 lbs	\$511.00	\$548.00	\$687.00	\$591.00

Item	Inside Frame Dimensions H x W	Wt	Satin Aluminum (SA)	Satin Brass (BE) Satin Black (BK)	Mirror Brass (MB)	Designer Colors (*)
WALL MOUNTED SIGN FRAMES with a 1/4" Track and All Mounting Hardware						
W41114	11" x 14"	3 lbs	\$150.00	\$174.00	\$236.00	\$195.00
W41411	14" x 11"	3 lbs	\$150.00	\$174.00	\$236.00	\$195.00
W42214	22" x 14"	4 lbs	\$211.00	\$236.00	—	\$257.00
W42822	28" x 22"	7 lbs	\$254.00	\$280.00	\$379.00	\$302.00

Item	Inside Frame Dimensions H x W	Wt	Satin Aluminum (SA)	Satin Brass (BE) Satin Black (BK)	Mirror Brass (MB)	Designer Colors (*)
WALL MOUNTED "INSTA-CHANGE" SIGN FRAMES with a 1/4" Track and All Mounting Hardware						
WV1114	11" x 14"	4 lbs	\$211.00	\$238.00	\$299.00	\$260.00
WV1411	14" x 11"	4 lbs	\$211.00	\$238.00	\$299.00	\$260.00
WV2822	28" x 22"	8 lbs	\$422.00	\$451.00	\$543.00	\$472.00

Item	Inside Frame Dimensions H x W	Wt	Satin Aluminum (SA)	Satin Brass (BE) Satin Black (BK)	Mirror Brass (MB)	Designer Colors (*)
COUNTER STANDING SIGN FRAMES with a 1/4" Track						
C41114	11" x 14"	4 lbs	\$177.00	\$199.00	\$329.00	\$221.00
C41411	14" x 11"	4 lbs	\$177.00	\$199.00	\$329.00	\$221.00

Item	Inside Frame Dimensions H x W	Wt	Satin Aluminum (SA)	Satin Brass (BE) Satin Black (BK)	Mirror Brass (MB)	Designer Colors (*)
COUNTER STANDING "INSTA-CHANGE" SIGN FRAMES with a 1/4" Track						
CV1114	11" x 14"	4 lbs	\$250.00	\$272.00	\$346.00	\$294.00
CV1411	14" x 11"	4 lbs	\$250.00	\$272.00	\$346.00	\$294.00

Item	Inside Frame Dimensions H x W	Wt	Satin Aluminum (SA)	Satin Brass (BE) Satin Black (BK)	Mirror Brass (MB)	Designer Colors (*)
FLOOR STANDING SIGN HOLDERS with a 1 1/2" Diameter Post and a 14" Base						
F71		24 lbs	\$204.00	\$229.00	\$267.00	\$251.00

* Specify Designer Color Finish Code from page 2 when ordering.

OPTIONS

CLEAR PLEXIGLASS INSERTS - PW SERIES 1/8" thick clear plexiglass panels will enhance and protect your sign or poster.

Item - PW	11" x 14"	22" x 14"	28" x 22"
Price	\$ 30.00	\$ 44.00	\$ 73.00

SINTRA BACKING PANELS - SN SERIES 1/8" thick rigid black plastic panel is ideal as a backing or mounting panel.

Item - SN	11" x 14"	22" x 14"	28" x 22"
Price	\$ 26.00	\$ 33.00	\$ 65.00

WIPE-OFF PANELS - WP SERIES 1/8" thick rigid black Wipe-Off panel is ideally used with fluorescent markers.

Item - WP	11" x 14"	22" x 14"	28" x 22"
Price	\$ 44.00	\$ 65.00	\$ 87.00

CUSTOM ENGRAVED SIGN PANELS

P18711	Engraving Panels	7" x 11"	Message of Your Choice	1 Side	\$ 110.00
P181114	Engraving Panels	11" x 14"	Message of Your Choice	1 Side	\$ 120.00

Specify Color: WH / White, BK / Black, BN / Brown, WL / Walnut, RD / Red, BL / Blue.

Also Available in Custom Sizes - Please Call.

VP14-I	Vinyl-Floor Protector Disk for Bases - Factory Installed			14"	\$ 45.00
--------	--	--	--	-----	----------

Multi Purpose Tilted & Wipe-Off Displays



Item	Inside Frame Dimensions Portrait or Landscape Mount	Wt	Satin Aluminum (SA)	Satin Brass (BE) Satin Black (BK)	Mirror Brass (MB)	Designer Colors (*)
MULTI PURPOSE, TILTED Displays, Floor Standing Plexi-Glass Enclosed with Velour Back Panel - 1 1/2" Diameter Post and a 14" Base						
MV1114	11" x 14"	35 lbs	\$430.00	\$457.00	\$570.00	\$457.00
MV1824	18" x 24"	36 lbs	\$555.00	\$583.00	—	\$583.00
MV2228	22" x 28"	39 lbs	\$691.00	\$718.00	\$887.00	\$718.00
WIPE-OFF, TILTED Displays, Floor Standing Plexi-Glass Enclosed with Black Marker Board - 1 1/2" Diameter Post and a 14" Base						
MW1114	11" x 14"	35 lbs	\$430.00	\$457.00	\$570.00	\$457.00
MW1824	18" x 24"	36 lbs	\$555.00	\$583.00	—	\$583.00
MW2228	22" x 28"	39 lbs	\$691.00	\$718.00	\$887.00	\$718.00

* Specify Designer Color Finish Code from page 2 when ordering

Item	Inside Frame Dimensions Portrait or Landscape Mount	Wt	Satin Aluminum (SA)	Satin Brass (BE) Satin Black (BK)	Mirror Brass (MB)	Designer Colors (*)
OPTIONAL BELL BASE UPGRADE Elegant Bell Style Base						
BB11	11 1/2"	34 lbs	\$ 47.00	\$ 47.00	\$ 47.00	\$ 47.00

Directories

Changeable Letter Directories



Item	Inside Frame Dimensions H x W	Wt	Satin Aluminum (SA)	Satin Brass (BE) Satin Black (BK)	Mirror Brass (MB)	Designer Colors (*)
FLOOR STANDING, OPEN FACE DIRECTORIES with a 1 1/2" Diameter Post and a 14" Base						
FS61-1114	11" x 14"	31 lbs	\$330.00	\$365.00	\$490.00	\$387.00
FS61-1411	14" x 11"	31 lbs	\$330.00	\$365.00	\$490.00	\$387.00
FS61-2214	22" x 14"	34 lbs	\$416.00	\$449.00	—	\$449.00
FS61-2822	28" x 22"	39 lbs	\$563.00	\$595.00	\$752.00	\$617.00
FLOOR STANDING, ENCLOSED DIRECTORIES Plexi-Glass Enclosed, 1 1/2" Diameter Post and a 14" Base						
FSE61-1114	11" x 14"	33 lbs	\$381.00	\$414.00	\$547.00	\$439.00
FSE61-1411	14" x 11"	33 lbs	\$381.00	\$414.00	\$547.00	\$439.00
FSE61-2214	22" x 14"	36 lbs	\$479.00	\$512.00	—	\$535.00
FSE61-2822	28" x 22"	41 lbs	\$628.00	\$661.00	\$808.00	\$684.00
FLOOR STANDING SCROLL, OPEN FACE DIRECTORIES with a 1 1/2" Diameter Post and a 14" Base						
FS5	28" x 22"	36 lbs	\$709.00	\$741.00	\$897.00	\$762.00
FLOOR STANDING SCROLL, ENCLOSED DIRECTORIES Plexi-Glass Enclosed, 1 1/2" Diameter Post, 14" Base						
FSE5	28" x 22"	36 lbs	\$773.00	\$806.00	\$961.00	\$828.00
OPTIONS						
VP14-I	Vinyl-Floor Protector Disk for Bases - Factory Installed 14"					\$ 45.00
WALL MOUNTED, OPEN FACE DIRECTORIES						
WS61-1114	11" x 14"	4 lbs	\$201.00	\$227.00	\$292.00	\$249.00
WS61-1411	14" x 11"	4 lbs	\$201.00	\$227.00	\$292.00	\$249.00
WS61-2214	22" x 14"	5 lbs	\$299.00	\$326.00	—	\$360.00
WS61-2822	28" x 22"	6 lbs	\$422.00	\$457.00	\$554.00	\$479.00
WALL MOUNTED, ENCLOSED DIRECTORIES Plexi-Glass Enclosed						
WSE61-1114	11" x 14"	8 lbs	\$235.00	\$261.00	\$326.00	\$283.00
WSE61-1411	14" x 11"	8 lbs	\$235.00	\$261.00	\$326.00	\$283.00
WSE61-2214	22" x 14"	9 lbs	\$344.00	\$374.00	—	\$397.00
WSE61-2822	28" x 22"	10 lbs	\$457.00	\$490.00	\$590.00	\$512.00
COUNTER STANDING, OPEN FACE DIRECTORIES						
CS61-1114	11" x 14"	5 lbs	\$235.00	\$266.00	\$370.00	\$266.00
CS61-1411	14" x 11"	5 lbs	\$235.00	\$266.00	\$370.00	\$266.00
COUNTER STANDING, ENCLOSED DIRECTORIES Plexi-Glass Enclosed						
CSE611114	11" x 14"	7 lbs	\$266.00	\$299.00	\$403.00	\$322.00
CSE611411	14" x 11"	7 lbs	\$266.00	\$299.00	\$403.00	\$322.00
* Specify Designer Color Finish Code from page 2 when ordering.						
CHANGEABLE, WHITE PLASTIC LETTERS & STORAGE BOX						
Item.	Description	Size	Wt	Price		
CPL5	120 Assorted	1/2" Characters	1/2 lb	\$ 37.00		
CPL75	150 Assorted	3/4" Characters	1/2 lb	\$ 37.00		
CPL10	132 Assorted	1" Characters	1/2 lb	\$ 37.00		
CPL15	80 Assorted	1 1/2" Characters	1/2 lb	\$ 44.00		
CPLB	Compartmented, Labeled Storage Box		1 lb	\$ 53.00		

Coat Hanging Equipment

Modular, Rugged All Aluminum Clothing Racks



Length	501SA 1 Shelf w/Hanger Bar Cap: 4 coats per ft. Satin Aluminum	501GA 1 Shelf w/Hanger Bar Cap: 4 coats per ft. Satin Brass	502SA 2 Shelves w/Hanger Bar Cap: 4 coats per ft. Satin Aluminum	8000BSA 2 Shelves w/ Hook Strip & Hanger Bar. Cap: 8 coats per ft. Satin Aluminum	8000CSA 1 Shelf w/Hook Strip & Hanger Bar. Cap: 8 coats per ft. Satin Aluminum	9000CSA 1 Shelf w/3 Hook Strips Cap: 12 Coats Per ft. Satin Aluminum
24"	\$ 156.00	\$ 231.00	\$ 254.00	\$ 276.00	\$ 191.00	\$ 202.00
30"	\$ 164.00	\$ 261.00	\$ 279.00	\$ 305.00	\$ 202.00	\$ 233.00
36"	\$ 183.00	\$ 277.00	\$ 309.00	\$ 341.00	\$ 209.00	\$ 264.00
48"	\$ 233.00	\$ 381.00	\$ 453.00	\$ 454.00	\$ 305.00	\$ 352.00
54"	\$ 254.00	\$ 404.00	\$ 480.00	\$ 479.00	\$ 327.00	\$ 378.00
60"	\$ 272.00	\$ 421.00	\$ 489.00	\$ 517.00	\$ 349.00	\$ 401.00
66"	\$ 276.00	\$ 436.00	\$ 517.00	\$ 543.00	\$ 358.00	\$ 428.00
72"	\$ 294.00	\$ 464.00	\$ 523.00	\$ 570.00	\$ 378.00	\$ 457.00
78"	\$ 341.00	\$ 538.00	\$ 621.00	\$ 664.00	\$ 436.00	\$ 511.00
84"	\$ 349.00	\$ 556.00	\$ 644.00	\$ 695.00	\$ 457.00	\$ 532.00
90"	\$ 356.00	\$ 590.00	\$ 711.00	\$ 733.00	\$ 480.00	\$ 570.00
96"	\$ 358.00	\$ 608.00	\$ 718.00	\$ 745.00	\$ 489.00	\$ 595.00

Longer Lengths Are Available, Please Inquire. To Order Specify: 1) Item Number 2) Length 3) Finish

Solid Aluminum Hangers



Open Loop	Closed Loop	Finish / Size	Price Each
16SA	16SA-CL	Satin aluminum 3/16" x 1/2" x 17"	\$16.00
1600SA	1600SA-CL	Satin aluminum 3/16" x 5/16" x 17"	\$ 9.00
1600GA	1600GA-CL	Anodized brass 3/16" x 5/16" x 17"	\$17.00

Value Series Wall Mounted Racks

Wall Mounted Coat Racks & Shelves - All Satin Aluminum

500 Series Wall Racks - One shelf with 3 shelf tubes, 7" height, 13" depth, with a hanger bar. Hangers Not Included.



500-SA

Item	Length (Inches)	No. of Hangers Included	Weight (lb.)	Price
500SA-24	24	0	4	\$104.00
500SA-36	36	0	5	\$117.00
500SA-48	48	0	6	\$142.00
500SA-60	60	0	8	\$204.00
500SA-72	72	0	10	\$215.00
500SA-84	84	0	12	\$240.00
500SA-96	96	0	13	\$263.00


500H Series Wall Racks - with matching heavy duty solid aluminum hangers included.
One shelf with 3 shelf tubes, 7" height, 13" depth, with hanger bar. Including 3 each 1600SA hangers per foot.



500H-SA

Item	Length (Inches)	No. of Hangers Included	Weight (lb.)	Price
500HSA-24	24	6	6	\$146.00
500HSA-36	36	9	7	\$179.00
500HSA-48	48	12	10	\$225.00
500HSA-60	60	15	12	\$309.00
500HSA-72	72	18	14	\$339.00
500HSA-84	84	21	16	\$386.00
500HSA-96	96	24	18	\$430.00

400 Series Wall Racks - One shelf with 3 shelf tubes, 7" height, 13" depth and 4 hooks per foot. No hanger bar



400-SA

Item	Length (Inches)	No. of Hangers Included	Weight (lb.)	Price
400SA-24	24	0	4	\$104.00
400SA-36	36	0	5	\$117.00
400SA-48	48	0	6	\$142.00
400SA-60	60	0	8	\$204.00
400SA-72	72	0	10	\$215.00
400SA-84	84	0	12	\$240.00
400SA-96	96	0	13	\$263.00

300 Series Wall Rack/Shelf Only - One shelf with 3 shelf tubes only, 7" height, 13" depth



300-SA

Item	Length (Inches)	No. of Hangers Included	Weight (lb.)	Price
300SA-24	24	0	4	\$ 86.00
300SA-36	36	0	5	\$100.00
300SA-48	48	0	6	\$117.00
300SA-60	60	0	8	\$169.00
300SA-72	72	0	10	\$179.00
300SA-84	84	0	12	\$196.00
300SA-96	96	0	13	\$215.00

1600SA Heavy Duty Solid, Satin Aluminum Hangers - 3/16" x 5/16" x 17"



1600-SA

Catalog #	Description	List Price Each
1600SA	Open Loop	\$ 9.00
1600SA-CL	Closed Loop	\$ 9.00

Minimum order 6.

Coat Hanging Equipment

Wardrobe Racks



Item	Coat Capacity	Length	Height	Width	Weight	Price
WARDROBE RACKS						
134SA	32 - 40	4'	64"	22"	16 lbs	\$482.00
135SA	40 - 50	5'	64"	22"	16 lbs	\$559.00
234SA	32 - 40	4'	64"	22"	21 lbs	\$400.00
624SA	16 - 20	4'	64"	20"	21 lbs	\$363.00
723SA	12 - 15	3'	64"	22"	15 lbs	\$343.00
724SA	16 - 20	4'	64"	22"	16 lbs	\$394.00
725SA	20 - 25	5'	64"	22"	18 lbs	\$445.00

Coat Trees, Coat Hooks



Item	Description	Hooks	Coat Cap.	Umbrella Cap.	Ht	Wt	Satin: Aluminum (SA) Black (BK)	Satin Brass (BE)	Satin Black Hooks / Hang Bar and Base W/ Satin Aluminum Post (BKSA)	Satin Black Hooks / Hang Bar and Umbrella Holder W/ Satin Aluminum Post and Base (BKSA)
COAT TREES - With 14" Heavily Weighted Base & 1 1/2" Post										
302	Curved Base Coat Tree	4 Dbl	8	0	69"	19 lbs.	\$217.00	—	—	—
351	Heavy Duty Coat Tree	4 Dbl	8	0	68"	24 lbs.	\$207.00	\$253.00	\$207.00	—
352	Coat Tree / Umbrella Stand	4 Dbl	8	4	68"	31 lbs.	\$253.00	—	—	\$253.00
375	T Style Coat Tree w/4 Hangers	0	4	0	68"	24 lbs.	\$281.00	—	\$281.00	—
359	T Style & Umbrella Stand w/4 Hangers	0	4	4	68"	31 lbs.	\$328.00	—	—	\$328.00



Item	Description	Hooks	Height	Width	Depth	Weight	Satin Aluminum (SA)	Satin Brass (BE)
COAT HOOKS - All Aluminum								
D1	Knob Hook	1	2 1/2"	3 1/2"	2 1/4"	1 lb	\$ 38.00	\$ 42.00
D2	Knob Hooks	2	2 1/2"	8 1/2"	2 1/4"	2 lb	\$ 73.00	\$ 80.00
D3	Knob Hooks	3	2 1/2"	16"	2 1/4"	3 lb	\$110.00	\$114.00
AL3	Hook Panel	3 Dbl.	4	12"	3 1/2"	3 lb	\$ 74.00	—
224	Hook Strip	8	2"	22"	1 1/2"	1 lb	\$ 54.00	—
230	Hook Strip	10	2"	28"	1 1/2"	1 lb	\$ 63.00	—
236	Hook Strip	12	2"	34"	1 1/2"	1 lb	\$ 67.00	—
H12	Double Hooks	1 Dbl.	4"	1"	1 1/2"	1/2 lb	\$ 18.00	\$ 23.00

Drop Boxes

Drop Boxes For Keys, Suggestions, Donations, Etc.



Item	Finish	Type	Description	Weight	Price
F1056MB	Mirror Brass	Drop Box	Floor Standing	31 lbs	\$ 736.00
C1056MB	Mirror Brass	Drop Box	Counter Mounted	4 lbs	\$ 447.00
W1056MB	Mirror Brass	Drop Box	Wall Mounted	5 lbs	\$ 492.00
SC200MB	Mirror Brass	Card Holder Attachment w/50 suggestion cards		1 lb	\$ 65.00
SC100		Replacement Cards 100 per set	1 lb	\$ 26.00	

When ordering a 1056 Series Drop Box, please specify lettering: **KEY DROP**, **SUGGESTIONS**, **EXPRESS CHECKOUT** or **COMMENTS**.

F1055*	Designer Colors	Multipurpose	Floor Standing	33 lbs	\$ 510.00
C1055*	Designer Colors	Multipurpose	Counter Mounted	6 lbs	\$ 293.00
W1055*	Designer Colors	Multipurpose	Wall Mounted	6 lbs	\$ 293.00
SC200*	Designer Colors	Card Holder Attachment w/50 suggestion cards		1 lb	\$ 65.00
SC100		Replacement Cards 100 per set	1 lb	\$ 26.00	

The 1055 Series Drop Boxes include 5 Decals: **key drop**, **donations**, **suggestions**, **express checkout** and **mail drop**.

* Specify Designer Color Finish Code from page 2 when ordering.

Planters

Decorative Planters



Item	Dia.	Ht.	Wt.	Cap.	Satin Aluminum (SA)	Satin Brass (BE)	Designer Colors (*)
PLANTERS							
P65	9"	14"	4 lbs	4 gal	\$ 69.00	\$ 79.00	\$ 79.00
P66	10"	15"	4 lbs	5 gal	\$ 90.00	\$ 100.00	\$ 100.00
P922	9"	23"	5 lbs	7 gal	\$ 157.00	\$ 166.00	\$ 180.00
P1223	12"	23"	6 lbs	11 gal	\$ 118.00	\$ 141.00	—
P1229	12"	29"	7 lbs	14 gal	\$ 128.00	\$ 151.00	—
P1523	15"	23"	8 lbs	18 gal	\$ 146.00	\$ 173.00	—
P1529	15"	29"	9 lbs	22 gal	\$ 167.00	\$ 194.00	—
P2029	20"	29"	11 lbs	39 gal	\$ 238.00	\$ 272.00	—
P1116	11"	16"	7 lbs	7 gal	—	—	\$ 99.00
P1121	11"	21"	8 lbs	9 gal	—	—	\$ 117.00
P1127	11"	28"	11 lbs	11 gal	—	—	\$ 134.00
P1318	14"	18"	8 lbs	12 gal	—	—	\$ 117.00
P1321	14"	21"	9 lbs	14 gal	—	—	\$ 122.00
P1326	14"	27"	13 lbs	18 gal	—	—	\$ 147.00
P1816	19"	17"	12 lbs	21 gal	—	—	\$ 158.00
P1829	19"	29"	19 lbs	36 gal	—	—	\$ 197.00

* Specify Designer Color Finish Code from page 2 when ordering.

Glaro



TERMS AND CONDITIONS

Product Lead Time - Glaro is dedicated to a unique concept, "The Total Quick-Ship Program." Almost all orders ship complete within 24 to 72 hours.

Pricing - Prices are subject to change without notice. Prices shown are in U.S. dollars. Possession of this price list does not constitute an offer to sell.

Payment Terms - Net 30 days for accounts with established credit. For your convenience, we accept Visa, MasterCard and American Express.

Minimum Order - Glaro will honor orders of any size. Orders less than \$150.00 (list) are subject to a \$10.00 service charge.

Shipping - All orders are shipped complete. All shipments are F.O.B. factory, Hauppauge, NY 11788. Shipping charges are added to the invoice. We reserve the right to select the carrier unless a carrier is specified on your purchase order. Some products ship at the UPS dimensional rate.

Claims - All claims for noticeable damages, concealed damages or shortages, must be reported within 7 days of receipt.

Returns - A written Return Authorization (RA) is required and must be requested within 30 days of the original shipping date. The merchandise must be returned freight prepaid. Refused shipments will also incur a restocking charge for related freight.

Custom Products - Glaro's total in-house manufacturing capability enables us to design and produce custom products. We welcome all inquiries.

Product Specifications - Product specifications are subject to change without notice. Actual color of products may vary from the colors shown in our catalog due to the limitations of the printing process.

Warranty - All Glaro Products have a limited two (2) year warranty, from date of purchase, against defects in material or workmanship.

Glaro



**PROUDLY
MANUFACTURES
ALL PRODUCTS
in the**

USA

All Glaro products are manufactured and packaged in the USA using materials with Recycled Content and are 100% post consumer recyclable.

